

College: Piedmont College dedicates itself to the transformative power of education through reciprocal learning, the development of compassionate leaders, and the stewardship of our local and global communities.

School of Nursing and Health Sciences Mission: The R.H. Daniel School of Nursing and Health Sciences at Piedmont College shall be recognized as an exemplary professional academic program. The arts & sciences are the foundation upon which the students' intellectual endeavors are built, contributing to the provision of holistic care to clients that includes physical, psychosocial, spiritual, and environmental care. The School of Nursing and Health Sciences is dedicated to respect for diversity and to community outreach.

Program Mission:

The health and human performance program seeks to prepare graduate students for careers focused on improving access to and quality of health services provided to clients by using the interaction between sociocultural variables, resource availability, and programming strategies to promote health, wellness, and physical performance. Furthermore, the program is dedicated to respecting individual diversity and engaging the community by exposing students to a variety of healthcare settings, practitioners, and patient populations.

Program Goals:

1. **PROGRAM VIABILITY.** The Program is committed to recruiting >6 quality students into each cohort, retaining 90% of students each year, and graduating them 14 months after program admission.
 - a. **Piedmont Goal Reference: GOAL 8.** Piedmont College will provide students the resources to achieve their academic goals in a timely fashion and meet learning outcomes expected in their degree programs.
 - b. **Outcome (non-student learning): The number of students who matriculate into each cohort and persist.**
 - c. **Measures:**
 - 1)Number of students declaring an HHP major (6)
 - 2)Retention rate by cohort (90%)
 - 3)Graduation rate by cohort (90%)
2. **PROBLEM SOLVING.** The Program is committed to providing qualified full-time faculty and providing mentoring for students which includes professionally-relevant exploration and research opportunities.
 - a. **Piedmont Goal Reference: GOAL 4.** Piedmont College will offer traditional and innovative academic programs that are rigorous in content and flexible in real-world application.
 - b. **SLO 1: Students will integrate knowledge, skills, and values from the arts and sciences to engage in critical and creative dialogue through discovery, analysis, and communication.**
 - 1.1 Propose and apply methods of injury/illness prevention and risk reduction for both healthy and at-risk individuals.
 - 1.2 Design programming plans for both healthy and at-risk individuals that meet their performance or wellness goals.
 - 1.3 Demonstrate oral, written, and visual communication strategies that are organized, coherent, accurate, and professionally prepared and delivered.
 - 1.4 Critically evaluate research findings to develop programming strategies to address health, wellness, and physical performance.
 - 1.5 Develop promotional strategies for healthy living and injury/disease prevention.
 - c. **Measures:**
 - 1)Research Project (75% will score >4.0 on both the paper and presentation rubrics)-QEP 1,2
 - 2)Pathology and Pharmacology Multimedia Project (75% will score >4.0 on the rubric)-QEP 6
 - 3)Pathology and Pharmacology Written Assignments (77% of submissions at 80% correct)
 - 4)Pathology and Pharmacology Research Presentation (77% on the rubric)
 - 5)Epidemiology Proposal (77% will score >4.0 on the rubric)-QEP 3
 - 6)Capstone Project (80% will score >4.0 on both the paper and presentation rubrics)-QEP 5

3. **PROFESSIONAL ENGAGEMENT.** The Program seeks to provide high quality instruction that integrates cognitive and psychomotor skills into active solving abilities that will culminate in 90% of students having post-graduate placements (employment) within six months of graduation.
- a. **Piedmont Goal Reference: GOAL 1.** Piedmont College will attract and retain students, faculty, and staff, and engage alumni and friends, by providing experiences with the College that inspire in them a lifelong affinity with the institution.
 - b. **SLO 2:** Students will work collaboratively through interprofessional teams to provide or accommodate quality care to clients across the lifespan in a variety of settings, while respecting the diversity of individuals, groups, and communities.
 - 2.1 Apply clinical reasoning skills throughout the assessment process in order to assimilate data, select the appropriate tests, formulate programming options, provide intervention strategies, and make appropriate referrals.
 - 2.2 Use psychosocial techniques to enhance client care and determine when abnormal behaviors require referral.
 - 2.3 Adapt programming interventions using clinician– and patient-oriented outcomes with consideration to overall health and goals to maximize client participation and quality of life.
 - 2.4 Implement, evaluate, and modify programming for both healthy and at-risk individuals that meet their performance or wellness goals through collaboration with allied healthcare providers.
 - 2.5 Create, evaluate, and modify an environment conducive to safe activity participation.
 - 2.6 Demonstrate cultural competence in the care of clients from diverse backgrounds.
 - c. **Measures:**
 - 1)Exit Survey (Respondents will score 80% of program attributes ≥5.25 on the rubric)
 - 2)Post-graduate Placements (80% will have post-graduate placements within 6 months of graduating)
 - 3)Strength Portfolio Project (75% will score >4.0 on each part of the project and overall)
 - 4)Taping Practical Exam (77% will score >84%)
 - 5)Patient Experience Question (77% questions answered correctly)
 - 6)Intervention Strategy Project (80% will score >4.0 on the rubric)
 - 7)AT Conference Advertisement (77% will score >4.0 on the rubric)-QEP 6
 - 8)Internship (Capstone) Reflection (80% will score >3.2 on the rubric)-QEP 4,5
4. **EXPERIENTIAL LEARNING.** The Program is committed to supporting all students through experiential learning activities and professional development.
- a. **Piedmont Goal Reference: GOAL 6.** Piedmont College will educate the whole student through co-curricular programs, extra-curricular activities, and experiential learning endeavors.
 - b. **SLO 3:** Through civic engagement, personal growth, and ethical reasoning, students will demonstrate responsible, global citizenship by upholding high professional standards.
 - 3.1 Identify state and national regulations and demonstrate professional, moral and ethical judgment when delivering client-centered care.
 - 3.2 Adapt evidence-based practice concepts when making clinical decisions and critically examining professional practice.
 - 3.3 Develop and evaluate facility design and management strategies in the context of a healthcare system (i.e. risk management, healthcare delivery mechanisms, insurance and reimbursement documentation, patient privacy, and general facility management).
 - 3.4 Use effective documentation to develop, participate in, and lead client-centered care.
 - 3.5 Use appropriate professional guidelines to develop, implement, evaluate, and modify emergency care strategies.
 - 3.6 Demonstrate a commitment to professional growth and development.
 - c. **Measures:**
 - 1)Alumni Survey (respondents will score 80% of program attributes ≥5.25 on the rubric)
 - 2)Legislation Proposal (77% will score >4.0 on the rubric)-QEP 3

- 3)Resume Development (77% will score >4.0 on the rubric)
- 4)Patient Safety Proposal (77% will score >4.0 on the rubric)-QEP 1
- 5)Emergency Cardiac Care Certification (100% score >84%)
- 6)Policies & Procedures Project (80% >4.0 on the rubric)
- 7)Patient File Project (80% >4.0 on the rubric)

Improvement	<ul style="list-style-type: none"> Budgetary information for further advertisement will be determined in the 2021 fiscal year (July 1; A. Dondanville)
--------------------	---

Description	Retention Rate					
Outcome	Students will integrate knowledge, skills, and values from the arts and sciences to engage in critical and creative dialogue through discovery, analysis, and communication.					
Program	ATRГ			HLHP		
	Objectives Measured	Target	Sample	Objectives Measured	Target	Sample
	PG1;NSLO;M2	90%	Number of students beginning coursework spring 1 to summer 2	PG1;NSLO;M2	90%	Number of students beginning coursework each semester
Results	Percent on Target 0% of students retained from fall to spring.			Percent on Target 0% of students retained from fall to spring.		
Narrative	ATRГ:., One ATRГ student withdrew from the program in the spring 2021 for personal reasons and one was removed from the program before summer 2021 for failure to progress (75% retention; 3/4 through spring 2021). HLHP: One HLHP student withdrew from school for medical reasons in fall 2020 (75% retention; 3/4 through spring 2021).					
Plan	<ul style="list-style-type: none">The ATRГ program has increased it’s pre-requisite GPA to 3.0 in an attempt to recruit stronger students, who will be more likely to persist in the program. The one student who was removed for failure to progress is able to reapply to the program next year.The HLHP program will maintain the existing progression and admission standards.					
Timeline for Improvement	<ul style="list-style-type: none">June 2021 admission cycle for both programs (all faculty)					

Description	Graduation Rate
Outcome	Students will integrate knowledge, skills, and values from the arts and sciences to engage in critical and creative dialogue through discovery, analysis, and communication.

Program	ATRG			HLHP		
	Objectives Measured	Target	Sample	Objectives Measured	Target	Sample
	PG1;NSLO;M3	90%	Number of students graduating on time	PG1;NSLO;M3	90%	Number of students graduating on time
Results	Percent on Target n/a			Percent on Target n/a		
Narrative	ATRG: no graduating students this academic year HLHP: no graduating students this academic year					
Plan	<ul style="list-style-type: none">The first HLHP graduates are anticipated to finish in July 2021The first ATRG graduates are anticipated to finish in May 2022					
Timeline for Improvement	<ul style="list-style-type: none">Data will be collected/reported in 2022 for both measures (A. Dondanville)					

Description	Research Methods Project Paper																																																																																																			
Outcome	Students will integrate knowledge, skills, and values from the arts and sciences to engage in critical and creative dialogue through discovery, analysis, and communication.																																																																																																			
Program	ATRG					HLHP																																																																																														
	Objectives Measured		Target		Sample	Objectives Measured		Target		Sample																																																																																										
	PG2;SLO1;M2 QEP1,2		75% > 4.0		HSCS5410	PG2;SLO1;M1		75% > 4.0		HSCS5410																																																																																										
Results	<div>Percent on Target</div> <table><thead><tr><th></th><th>Target</th><th>2019</th><th>2020</th><th>2020</th><th>2021</th></tr></thead><tbody><tr><td>All</td><td>75</td><td>100</td><td>71</td><td></td><td></td></tr><tr><td>HLHP</td><td>75</td><td>100</td><td>100</td><td></td><td></td></tr><tr><td>ATRG</td><td>75</td><td>100</td><td>50</td><td></td><td></td></tr></tbody></table>						Target	2019	2020	2020	2021	All	75	100	71			HLHP	75	100	100			ATRG	75	100	50			<div>Research Methods Paper Rubric Targets</div> <table><thead><tr><th>Group</th><th>2019 (%)</th><th>2020 (%)</th><th>Target (%)</th></tr></thead><tbody><tr><td>All</td><td>100</td><td>71</td><td>75</td></tr><tr><td>HLHP</td><td>100</td><td>100</td><td>75</td></tr><tr><td>ATRG</td><td>100</td><td>50</td><td>75</td></tr></tbody></table>					Group	2019 (%)	2020 (%)	Target (%)	All	100	71	75	HLHP	100	100	75	ATRG	100	50	75																																																		
	Target	2019	2020	2020	2021																																																																																															
All	75	100	71																																																																																																	
HLHP	75	100	100																																																																																																	
ATRG	75	100	50																																																																																																	
Group	2019 (%)	2020 (%)	Target (%)																																																																																																	
All	100	71	75																																																																																																	
HLHP	100	100	75																																																																																																	
ATRG	100	50	75																																																																																																	
	<div>Average Scores</div> <table><thead><tr><th></th><th>Target</th><th>2019*</th><th>2020</th><th>2020</th><th>2021</th></tr></thead><tbody><tr><td>All</td><td>4</td><td>4.33</td><td>4.57</td><td></td><td></td></tr><tr><td>General Style and Organization</td><td>4</td><td>4.63</td><td>4.68</td><td></td><td></td></tr><tr><td>Grammar and Word Choice</td><td>4</td><td>4.593</td><td>4.68</td><td></td><td></td></tr><tr><td>Introduction</td><td>4</td><td>4.352</td><td>4.66</td><td></td><td></td></tr><tr><td>Methods</td><td>4</td><td>4.389</td><td>4.43</td><td></td><td></td></tr><tr><td>References/ In-text Citations</td><td>4</td><td>4.389</td><td>4.86</td><td></td><td></td></tr><tr><td>Discussion & Recommendations</td><td>4</td><td>4.028</td><td>4.21</td><td></td><td></td></tr><tr><td>Use of Evidence</td><td>4</td><td>3.904</td><td>4.46</td><td></td><td></td></tr></tbody></table>						Target	2019*	2020	2020	2021	All	4	4.33	4.57			General Style and Organization	4	4.63	4.68			Grammar and Word Choice	4	4.593	4.68			Introduction	4	4.352	4.66			Methods	4	4.389	4.43			References/ In-text Citations	4	4.389	4.86			Discussion & Recommendations	4	4.028	4.21			Use of Evidence	4	3.904	4.46			<div>Research Methods Paper Rubric Scores</div> <table><thead><tr><th>Category</th><th>2019* (Avg)</th><th>2020 (Avg)</th><th>Target (Avg)</th></tr></thead><tbody><tr><td>All</td><td>4.33</td><td>4.57</td><td>4.0</td></tr><tr><td>General Style and Organization</td><td>4.63</td><td>4.68</td><td>4.0</td></tr><tr><td>Grammar and Word Choice</td><td>4.593</td><td>4.68</td><td>4.0</td></tr><tr><td>Introduction</td><td>4.352</td><td>4.66</td><td>4.0</td></tr><tr><td>Methods</td><td>4.389</td><td>4.43</td><td>4.0</td></tr><tr><td>References/ In-text Citations</td><td>4.389</td><td>4.86</td><td>4.0</td></tr><tr><td>Discussion & Recommendations</td><td>4.028</td><td>4.21</td><td>4.0</td></tr><tr><td>Use of Evidence</td><td>3.904</td><td>4.46</td><td>4.0</td></tr></tbody></table>					Category	2019* (Avg)	2020 (Avg)	Target (Avg)	All	4.33	4.57	4.0	General Style and Organization	4.63	4.68	4.0	Grammar and Word Choice	4.593	4.68	4.0	Introduction	4.352	4.66	4.0	Methods	4.389	4.43	4.0	References/ In-text Citations	4.389	4.86	4.0	Discussion & Recommendations	4.028	4.21	4.0	Use of Evidence	3.904	4.46	4.0
	Target	2019*	2020	2020	2021																																																																																															
All	4	4.33	4.57																																																																																																	
General Style and Organization	4	4.63	4.68																																																																																																	
Grammar and Word Choice	4	4.593	4.68																																																																																																	
Introduction	4	4.352	4.66																																																																																																	
Methods	4	4.389	4.43																																																																																																	
References/ In-text Citations	4	4.389	4.86																																																																																																	
Discussion & Recommendations	4	4.028	4.21																																																																																																	
Use of Evidence	4	3.904	4.46																																																																																																	
Category	2019* (Avg)	2020 (Avg)	Target (Avg)																																																																																																	
All	4.33	4.57	4.0																																																																																																	
General Style and Organization	4.63	4.68	4.0																																																																																																	
Grammar and Word Choice	4.593	4.68	4.0																																																																																																	
Introduction	4.352	4.66	4.0																																																																																																	
Methods	4.389	4.43	4.0																																																																																																	
References/ In-text Citations	4.389	4.86	4.0																																																																																																	
Discussion & Recommendations	4.028	4.21	4.0																																																																																																	
Use of Evidence	3.904	4.46	4.0																																																																																																	
Narrative	This target was nearly met, as only 71% (5/7) of graduate students scored >4 on the rubric. This is the second year of data collection for this group of students, and it includes a mix of 3+2 accelerated entry and traditional entry graduate students. Of the seven students, only two (ATRG) struggled with the assignment, earning a 3.9/5 (they were both referred to the writing center tutors before tackling the final draft after data collection. Interestingly, one is a 3+2 and other a traditional entry student. (The course is cross-listed.) ATRG: 2/4																																																																																																			

	HLHP: 3/3
Plan	<ul style="list-style-type: none"> Administer the project and rubric in the same form next year. Since year 1 data represented only two students, we plan to collect data for another year to determine if the target (75% at 4.0) is adequate or if it should be raised for year four.
Timeline for Improvement	<ul style="list-style-type: none"> These data will be collected in fall 2021 (A. Dondanville)

Description	Research Methods Project Presentation																																																									
Outcome	Students will integrate knowledge, skills, and values from the arts and sciences to engage in critical and creative dialogue through discovery, analysis, and communication.																																																									
Program	ATRG					HLHP																																																				
	Objectives Measured		Target		Sample	Objectives Measured		Target		Sample																																																
	PG2;SLO1;M2 QEP1,2		75% > 4.0		HSCS5410	PG3;SLO1;M1		75% > 4.0		HSCS5410																																																
Results	<div>Percent on Target</div> <table><tr><td></td><td>Target</td><td>2019</td><td>2020</td><td>2021</td><td>2022</td></tr><tr><td>All</td><td>75</td><td>79</td><td>86</td><td></td><td></td></tr><tr><td>ATRG</td><td>75</td><td>80</td><td>75</td><td></td><td></td></tr><tr><td>HLHP</td><td>75</td><td>0</td><td>100</td><td></td><td></td></tr></table>						Target	2019	2020	2021	2022	All	75	79	86			ATRG	75	80	75			HLHP	75	0	100			<div>Research Methods Presentation Rubric Targets</div> <table><caption>Research Methods Presentation Rubric Targets Data</caption><tr><th>Group</th><th>2019</th><th>2020</th><th>2021</th><th>2022</th><th>Target</th></tr><tr><td>All</td><td>79</td><td>86</td><td></td><td></td><td>75</td></tr><tr><td>ATRG</td><td>80</td><td>75</td><td></td><td></td><td>75</td></tr><tr><td>HLHP</td><td>0</td><td>100</td><td></td><td></td><td>75</td></tr></table>					Group	2019	2020	2021	2022	Target	All	79	86			75	ATRG	80	75			75	HLHP	0	100			75
							Target	2019	2020	2021	2022																																															
						All	75	79	86																																																	
						ATRG	75	80	75																																																	
	HLHP	75	0	100																																																						
Group	2019	2020	2021	2022	Target																																																					
All	79	86			75																																																					
ATRG	80	75			75																																																					
HLHP	0	100			75																																																					

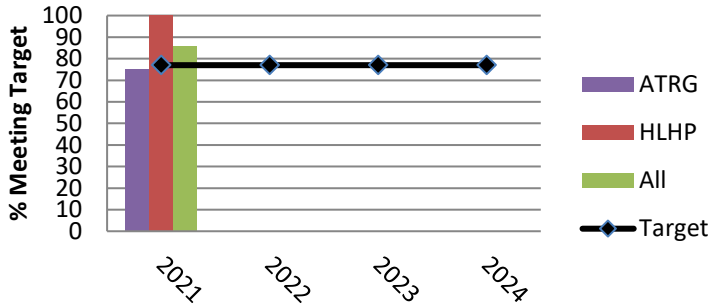
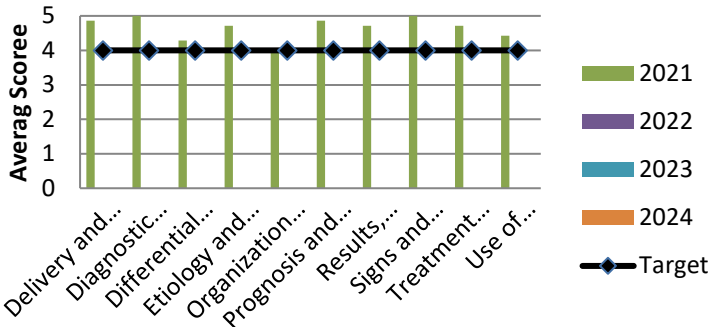
	<table><tr><th colspan="6">Average Scores</th></tr><tr><th></th><th>Target</th><th>2019</th><th>2020</th><th>2021</th><th>2022</th></tr><tr><td>Average</td><td>4</td><td>4.29</td><td>4.84</td><td></td><td></td></tr><tr><td>Appearance</td><td>4</td><td>4.85</td><td>5</td><td></td><td></td></tr><tr><td>Delivery and eye contact</td><td>4</td><td>3.85</td><td>5.71</td><td></td><td></td></tr><tr><td>Project Description</td><td>4</td><td>4.44</td><td>4.29</td><td></td><td></td></tr><tr><td>Organization and visual aids</td><td>4</td><td>4.52</td><td>4.86</td><td></td><td></td></tr><tr><td>Discussion and recommendations</td><td>4</td><td>4.04</td><td>4.54</td><td></td><td></td></tr><tr><td>Use of evidence</td><td>4</td><td>4.04</td><td>4.64</td><td></td><td></td></tr></table>	Average Scores							Target	2019	2020	2021	2022	Average	4	4.29	4.84			Appearance	4	4.85	5			Delivery and eye contact	4	3.85	5.71			Project Description	4	4.44	4.29			Organization and visual aids	4	4.52	4.86			Discussion and recommendations	4	4.04	4.54			Use of evidence	4	4.04	4.64			<div><h3>Research Methods Presentation Section Scores</h3><table><tr><th>Section</th><th>2019</th><th>2020</th><th>2021</th><th>2022</th><th>Target</th></tr><tr><td>Average</td><td>4.29</td><td>4.84</td><td></td><td></td><td>4.0</td></tr><tr><td>Appearance</td><td>4.85</td><td>5.00</td><td></td><td></td><td>4.0</td></tr><tr><td>Delivery and eye contact</td><td>3.85</td><td>5.71</td><td></td><td></td><td>4.0</td></tr><tr><td>Project Description</td><td>4.44</td><td>4.29</td><td></td><td></td><td>4.0</td></tr><tr><td>Organization and visual aids</td><td>4.52</td><td>4.86</td><td></td><td></td><td>4.0</td></tr><tr><td>Discussion and recommendations</td><td>4.04</td><td>4.54</td><td></td><td></td><td>4.0</td></tr><tr><td>Use of evidence</td><td>4.04</td><td>4.64</td><td></td><td></td><td>4.0</td></tr></table></div>	Section	2019	2020	2021	2022	Target	Average	4.29	4.84			4.0	Appearance	4.85	5.00			4.0	Delivery and eye contact	3.85	5.71			4.0	Project Description	4.44	4.29			4.0	Organization and visual aids	4.52	4.86			4.0	Discussion and recommendations	4.04	4.54			4.0	Use of evidence	4.04	4.64			4.0
Average Scores																																																																																																								
	Target	2019	2020	2021	2022																																																																																																			
Average	4	4.29	4.84																																																																																																					
Appearance	4	4.85	5																																																																																																					
Delivery and eye contact	4	3.85	5.71																																																																																																					
Project Description	4	4.44	4.29																																																																																																					
Organization and visual aids	4	4.52	4.86																																																																																																					
Discussion and recommendations	4	4.04	4.54																																																																																																					
Use of evidence	4	4.04	4.64																																																																																																					
Section	2019	2020	2021	2022	Target																																																																																																			
Average	4.29	4.84			4.0																																																																																																			
Appearance	4.85	5.00			4.0																																																																																																			
Delivery and eye contact	3.85	5.71			4.0																																																																																																			
Project Description	4.44	4.29			4.0																																																																																																			
Organization and visual aids	4.52	4.86			4.0																																																																																																			
Discussion and recommendations	4.04	4.54			4.0																																																																																																			
Use of evidence	4.04	4.64			4.0																																																																																																			
Narrative	This target was met, as 86% of graduate students (6/7) met the rubric score of 4.0. While this appears to be a decline for ATRG students, in actuality, both last year and this, only one failed to meet the target. The HLHP students (3/3) all produced excellent presentations, as all three had previously taken a similar class as undergraduates. ATRG: 3/4 HLHP: 3/3																																																																																																							
Plan	<ul style="list-style-type: none">Administer the project and rubric in the same form next year. Since year 1 data represented only two students, we plan to collect data for another year to determine if the target (75% at 4.0) is adequate or if it should be raised for year four.																																																																																																							
Timeline for Improvement	<ul style="list-style-type: none">These data will be collected in fall 2021 (A. Dondanville)																																																																																																							

Description	Pathology & Pharmacology Multimedia Project																																																																																																									
Outcome	Students will integrate knowledge, skills, and values from the arts and sciences to engage in critical and creative dialogue through discovery, analysis, and communication.																																																																																																									
Program	ATRG					HLHP																																																																																																				
	Objectives Measured		Target		Sample	Objectives Measured		Target		Sample																																																																																																
	PG2;SLO1;M3 QEP6		75% > 4.0		HSCS5302	PG2;SLO1;M2 QEP6		75% > 4.0		HSCS5302																																																																																																
Results	<div>Percent on Target</div> <table><tr><td></td><td>2021</td><td>2022</td><td>2023</td><td>2024</td></tr><tr><td>Target</td><td>75</td><td>75</td><td>75</td><td>75</td></tr><tr><td>ATRG</td><td>75</td><td></td><td></td><td></td></tr><tr><td>HLHP</td><td>100</td><td></td><td></td><td></td></tr><tr><td>All</td><td>86</td><td></td><td></td><td></td></tr></table>						2021	2022	2023	2024	Target	75	75	75	75	ATRG	75				HLHP	100				All	86				<div>Path & Pharm Poster Targets</div> <table><caption>Path & Pharm Poster Targets Data</caption><tr><th>Year</th><th>ATRG</th><th>HLHP</th><th>All</th><th>Target</th></tr><tr><td>2021</td><td>75</td><td>100</td><td>86</td><td>75</td></tr><tr><td>2022</td><td></td><td></td><td></td><td>75</td></tr><tr><td>2023</td><td></td><td></td><td></td><td>75</td></tr><tr><td>2024</td><td></td><td></td><td></td><td>75</td></tr></table>					Year	ATRG	HLHP	All	Target	2021	75	100	86	75	2022				75	2023				75	2024				75																																														
		2021	2022	2023	2024																																																																																																					
Target	75	75	75	75																																																																																																						
ATRG	75																																																																																																									
HLHP	100																																																																																																									
All	86																																																																																																									
Year	ATRG	HLHP	All	Target																																																																																																						
2021	75	100	86	75																																																																																																						
2022				75																																																																																																						
2023				75																																																																																																						
2024				75																																																																																																						
	<div>Average Scores</div> <table><tr><td></td><td>Target</td><td>2021</td><td>2022</td><td>2023</td><td>2024</td></tr><tr><td>Concept</td><td>4</td><td>4.14</td><td></td><td></td><td></td></tr><tr><td>Content</td><td>4</td><td>4.43</td><td></td><td></td><td></td></tr><tr><td>Credits / Citations</td><td>4</td><td>3.43</td><td></td><td></td><td></td></tr><tr><td>Organization</td><td>4</td><td>4</td><td></td><td></td><td></td></tr><tr><td>Quality</td><td>4</td><td>4.14</td><td></td><td></td><td></td></tr><tr><td>Submission Format</td><td>4</td><td>4.71</td><td></td><td></td><td></td></tr><tr><td>Use of Evidence</td><td>4</td><td>4.71</td><td></td><td></td><td></td></tr></table>						Target	2021	2022	2023	2024	Concept	4	4.14				Content	4	4.43				Credits / Citations	4	3.43				Organization	4	4				Quality	4	4.14				Submission Format	4	4.71				Use of Evidence	4	4.71				<div>Path & Pharm Poster Scores</div> <table><caption>Path & Pharm Poster Scores Data</caption><tr><th>Category</th><th>2021</th><th>2022</th><th>2023</th><th>2024</th><th>Target</th></tr><tr><td>Concept</td><td>4.14</td><td></td><td></td><td></td><td>4</td></tr><tr><td>Content</td><td>4.43</td><td></td><td></td><td></td><td>4</td></tr><tr><td>Credits / Citations</td><td>3.43</td><td></td><td></td><td></td><td>4</td></tr><tr><td>Organization</td><td>4</td><td></td><td></td><td></td><td>4</td></tr><tr><td>Quality</td><td>4.14</td><td></td><td></td><td></td><td>4</td></tr><tr><td>Submission Format</td><td>4.71</td><td></td><td></td><td></td><td>4</td></tr><tr><td>Use of Evidence</td><td>4.71</td><td></td><td></td><td></td><td>4</td></tr></table>					Category	2021	2022	2023	2024	Target	Concept	4.14				4	Content	4.43				4	Credits / Citations	3.43				4	Organization	4				4	Quality	4.14				4	Submission Format	4.71				4	Use of Evidence	4.71				4
		Target	2021	2022	2023	2024																																																																																																				
Concept	4	4.14																																																																																																								
Content	4	4.43																																																																																																								
Credits / Citations	4	3.43																																																																																																								
Organization	4	4																																																																																																								
Quality	4	4.14																																																																																																								
Submission Format	4	4.71																																																																																																								
Use of Evidence	4	4.71																																																																																																								
Category	2021	2022	2023	2024	Target																																																																																																					
Concept	4.14				4																																																																																																					
Content	4.43				4																																																																																																					
Credits / Citations	3.43				4																																																																																																					
Organization	4				4																																																																																																					
Quality	4.14				4																																																																																																					
Submission Format	4.71				4																																																																																																					
Use of Evidence	4.71				4																																																																																																					

Narrative	<p>Overall, this goal was met with 86% of students meeting the target (6/7), 75% of ATRG students and 100% of HLHP students. The student who did not meet the target was consistently showing lower understanding of all concepts in this class all semester. The lowest rubric score was on citations section because the students omitted citations where needed on their posters. The second lowest rubric score was on the organization and visual aid section of the rubric because some of the students did not produce a highly professional PowerPoint presentation.</p> <p>ATRG: 3/4 HLHP: 3/3</p>
Plan	<ul style="list-style-type: none"> • This project will be assigned again in the same format in spring 2022 with more emphasis being placed on producing a professional product and how they need to be citing on a poster.
Timeline for Improvement	<ul style="list-style-type: none"> • These data will be collected in spring 2022 (E. McKinney)

Description	Pathology and Pharmacology Written Assignments																																																												
Outcome	Students will integrate knowledge, skills, and values from the arts and sciences to engage in critical and creative dialogue through discovery, analysis, and communication.																																																												
Program	ATRG			HLHP																																																									
	Objectives Measured	Target	Sample	Objectives Measured	Target	Sample																																																							
	PG2;SLO1;M11	77% > 8/10	HSCS5302	PG2;SLO1;M3	77% > 8/10	HSCS5302																																																							
Results	<table><tr><td colspan="5">Percent on Target</td></tr><tr><td></td><td>2021</td><td>2022</td><td>2023</td><td>2024</td></tr><tr><td>Target</td><td>77</td><td>77</td><td>77</td><td>77</td></tr><tr><td>ATRG</td><td>91</td><td></td><td></td><td></td></tr><tr><td>HLHP</td><td>95</td><td></td><td></td><td></td></tr><tr><td>All</td><td>93</td><td></td><td></td><td></td></tr></table>			Percent on Target						2021	2022	2023	2024	Target	77	77	77	77	ATRG	91				HLHP	95				All	93				<div><h3>Path & Pharm Written Targets</h3><table><caption>Path & Pharm Written Targets Data</caption><tr><th>Year</th><th>ATRG (%)</th><th>HLHP (%)</th><th>All (%)</th><th>Target (%)</th></tr><tr><td>2021</td><td>91</td><td>95</td><td>93</td><td>77</td></tr><tr><td>2022</td><td></td><td></td><td></td><td>77</td></tr><tr><td>2023</td><td></td><td></td><td></td><td>77</td></tr><tr><td>2024</td><td></td><td></td><td></td><td>77</td></tr></table></div>			Year	ATRG (%)	HLHP (%)	All (%)	Target (%)	2021	91	95	93	77	2022				77	2023				77	2024				77
				Percent on Target																																																									
					2021	2022	2023	2024																																																					
				Target	77	77	77	77																																																					
				ATRG	91																																																								
				HLHP	95																																																								
All	93																																																												
Year	ATRG (%)	HLHP (%)	All (%)	Target (%)																																																									
2021	91	95	93	77																																																									
2022				77																																																									
2023				77																																																									
2024				77																																																									

	<table><tr><th colspan="6">Average Scores</th></tr><tr><th></th><th>Target</th><th>2021</th><th>2022</th><th>2023</th><th>2024</th></tr><tr><td>Medical History</td><td>8</td><td>9.57</td><td></td><td></td><td></td></tr><tr><td>Identify Populations</td><td>8</td><td>10</td><td></td><td></td><td></td></tr><tr><td>Modifying Procedures</td><td>8</td><td>10</td><td></td><td></td><td></td></tr><tr><td>Medication Communication</td><td>8</td><td>9</td><td></td><td></td><td></td></tr><tr><td>Respiratory</td><td>8</td><td>9.43</td><td></td><td></td><td></td></tr><tr><td>Asthma Medications</td><td>8</td><td>8.57</td><td></td><td></td><td></td></tr><tr><td>Respiratory and Skin</td><td>8</td><td>9.43</td><td></td><td></td><td></td></tr><tr><td>Gastrointestinal and Genitourinary</td><td>8</td><td>9.86</td><td></td><td></td><td></td></tr><tr><td>Mental Health and Neurological</td><td>8</td><td>9.57</td><td></td><td></td><td></td></tr><tr><td>EENT and Endocrine</td><td>8</td><td>10</td><td></td><td></td><td></td></tr><tr><td>Diabetes</td><td>8</td><td>8.71</td><td></td><td></td><td></td></tr><tr><td>Overdose and Mental Health</td><td>8</td><td>9.71</td><td></td><td></td><td></td></tr><tr><td>Selecting Medications</td><td>8</td><td>6.86</td><td></td><td></td><td></td></tr><tr><td>Comparing Medications</td><td>8</td><td>9.71</td><td></td><td></td><td></td></tr></table>	Average Scores							Target	2021	2022	2023	2024	Medical History	8	9.57				Identify Populations	8	10				Modifying Procedures	8	10				Medication Communication	8	9				Respiratory	8	9.43				Asthma Medications	8	8.57				Respiratory and Skin	8	9.43				Gastrointestinal and Genitourinary	8	9.86				Mental Health and Neurological	8	9.57				EENT and Endocrine	8	10				Diabetes	8	8.71				Overdose and Mental Health	8	9.71				Selecting Medications	8	6.86				Comparing Medications	8	9.71				<div><h3>Path & Pharm Written Scores</h3><table><caption>Path & Pharm Written Scores Data</caption><thead><tr><th>Topic</th><th>2021</th><th>2022</th><th>2023</th><th>2024</th><th>Target</th></tr></thead><tbody><tr><td>Medical History</td><td>9.57</td><td></td><td></td><td></td><td>8.0</td></tr><tr><td>Identify Populations</td><td>10.0</td><td></td><td></td><td></td><td>8.0</td></tr><tr><td>Modifying Procedures</td><td>10.0</td><td></td><td></td><td></td><td>8.0</td></tr><tr><td>Medication Communication</td><td>9.0</td><td></td><td></td><td></td><td>8.0</td></tr><tr><td>Respiratory</td><td>9.43</td><td></td><td></td><td></td><td>8.0</td></tr><tr><td>Asthma Medications</td><td>8.57</td><td></td><td></td><td></td><td>8.0</td></tr><tr><td>Respiratory and Skin</td><td>9.43</td><td></td><td></td><td></td><td>8.0</td></tr><tr><td>Gastrointestinal and Genitourinary</td><td>9.86</td><td></td><td></td><td></td><td>8.0</td></tr><tr><td>Mental Health and Neurological</td><td>9.57</td><td></td><td></td><td></td><td>8.0</td></tr><tr><td>EENT and Endocrine</td><td>10.0</td><td></td><td></td><td></td><td>8.0</td></tr><tr><td>Diabetes</td><td>8.71</td><td></td><td></td><td></td><td>8.0</td></tr><tr><td>Overdose and Mental Health</td><td>9.71</td><td></td><td></td><td></td><td>8.0</td></tr><tr><td>Selecting Medications</td><td>6.86</td><td></td><td></td><td></td><td>8.0</td></tr><tr><td>Comparing Medications</td><td>9.71</td><td></td><td></td><td></td><td>8.0</td></tr></tbody></table></div>	Topic	2021	2022	2023	2024	Target	Medical History	9.57				8.0	Identify Populations	10.0				8.0	Modifying Procedures	10.0				8.0	Medication Communication	9.0				8.0	Respiratory	9.43				8.0	Asthma Medications	8.57				8.0	Respiratory and Skin	9.43				8.0	Gastrointestinal and Genitourinary	9.86				8.0	Mental Health and Neurological	9.57				8.0	EENT and Endocrine	10.0				8.0	Diabetes	8.71				8.0	Overdose and Mental Health	9.71				8.0	Selecting Medications	6.86				8.0	Comparing Medications	9.71				8.0
Average Scores																																																																																																																																																																																												
	Target	2021	2022	2023	2024																																																																																																																																																																																							
Medical History	8	9.57																																																																																																																																																																																										
Identify Populations	8	10																																																																																																																																																																																										
Modifying Procedures	8	10																																																																																																																																																																																										
Medication Communication	8	9																																																																																																																																																																																										
Respiratory	8	9.43																																																																																																																																																																																										
Asthma Medications	8	8.57																																																																																																																																																																																										
Respiratory and Skin	8	9.43																																																																																																																																																																																										
Gastrointestinal and Genitourinary	8	9.86																																																																																																																																																																																										
Mental Health and Neurological	8	9.57																																																																																																																																																																																										
EENT and Endocrine	8	10																																																																																																																																																																																										
Diabetes	8	8.71																																																																																																																																																																																										
Overdose and Mental Health	8	9.71																																																																																																																																																																																										
Selecting Medications	8	6.86																																																																																																																																																																																										
Comparing Medications	8	9.71																																																																																																																																																																																										
Topic	2021	2022	2023	2024	Target																																																																																																																																																																																							
Medical History	9.57				8.0																																																																																																																																																																																							
Identify Populations	10.0				8.0																																																																																																																																																																																							
Modifying Procedures	10.0				8.0																																																																																																																																																																																							
Medication Communication	9.0				8.0																																																																																																																																																																																							
Respiratory	9.43				8.0																																																																																																																																																																																							
Asthma Medications	8.57				8.0																																																																																																																																																																																							
Respiratory and Skin	9.43				8.0																																																																																																																																																																																							
Gastrointestinal and Genitourinary	9.86				8.0																																																																																																																																																																																							
Mental Health and Neurological	9.57				8.0																																																																																																																																																																																							
EENT and Endocrine	10.0				8.0																																																																																																																																																																																							
Diabetes	8.71				8.0																																																																																																																																																																																							
Overdose and Mental Health	9.71				8.0																																																																																																																																																																																							
Selecting Medications	6.86				8.0																																																																																																																																																																																							
Comparing Medications	9.71				8.0																																																																																																																																																																																							
Narrative	This goal was met with 93% of the student submissions meeting the target (91/98). The lowest score was on the selecting medications project because one student did not submit and received a zero and another student completed the assignment incorrectly leading to a poor score. This is the first year of data collection. ATRG: 51/56 HLHP: 40/42																																																																																																																																																																																											
Plan	<ul style="list-style-type: none">This project will be assigned again in the same format in spring 2022 with more clear assignment instructions for the selecting medications assignment.																																																																																																																																																																																											
Timeline for Improvement	<ul style="list-style-type: none">These data will be collected in spring 2022 (E. McKinney)																																																																																																																																																																																											

Description	Pathology & Pharmacology Research Presentation																																																																																																																																													
Outcome	Students will integrate knowledge, skills, and values from the arts and sciences to engage in critical and creative dialogue through discovery, analysis, and communication.																																																																																																																																													
Program	ATRG					HLHP																																																																																																																																								
	Objectives Measured		Target		Sample	Objectives Measured		Target		Sample																																																																																																																																				
	PG2;SLO1;M12		77% > 4.0		HSCS5302	PG2;SLO1;M4		77% > 4.0		HSCS5302																																																																																																																																				
Results	<div>Percent on Target</div> <table><tr><td></td><td>2021</td><td>2022</td><td>2023</td><td>2024</td></tr><tr><td>Target</td><td>77</td><td>77</td><td>77</td><td>77</td></tr><tr><td>ATRG</td><td>75</td><td></td><td></td><td></td></tr><tr><td>HLHP</td><td>100</td><td></td><td></td><td></td></tr><tr><td>All</td><td>86</td><td></td><td></td><td></td></tr></table>						2021	2022	2023	2024	Target	77	77	77	77	ATRG	75				HLHP	100				All	86				<div>Path & Pharm Presentation Targets</div>  <table><thead><tr><th>Year</th><th>ATRG</th><th>HLHP</th><th>All</th><th>Target</th></tr></thead><tbody><tr><td>2021</td><td>75</td><td>100</td><td>86</td><td>77</td></tr><tr><td>2022</td><td></td><td></td><td></td><td>77</td></tr><tr><td>2023</td><td></td><td></td><td></td><td>77</td></tr><tr><td>2024</td><td></td><td></td><td></td><td>77</td></tr></tbody></table>					Year	ATRG	HLHP	All	Target	2021	75	100	86	77	2022				77	2023				77	2024				77																																																																																		
	2021	2022	2023	2024																																																																																																																																										
Target	77	77	77	77																																																																																																																																										
ATRG	75																																																																																																																																													
HLHP	100																																																																																																																																													
All	86																																																																																																																																													
Year	ATRG	HLHP	All	Target																																																																																																																																										
2021	75	100	86	77																																																																																																																																										
2022				77																																																																																																																																										
2023				77																																																																																																																																										
2024				77																																																																																																																																										
	<div>Average Scores</div> <table><tr><td></td><td>Target</td><td>2021</td><td>2022</td><td>2023</td><td>2024</td></tr><tr><td>Delivery and Eye Contact</td><td>4</td><td>4.86</td><td></td><td></td><td></td></tr><tr><td>Diagnostic Procedures</td><td>4</td><td>5</td><td></td><td></td><td></td></tr><tr><td>Differential Diagnosis and Referrals</td><td>4</td><td>4.29</td><td></td><td></td><td></td></tr><tr><td>Etiology and Description of the Medical Condition</td><td>4</td><td>4.71</td><td></td><td></td><td></td></tr><tr><td>Organization and Visual Aids</td><td>4</td><td>4</td><td></td><td></td><td></td></tr><tr><td>Prognosis and Prevention</td><td>4</td><td>4.86</td><td></td><td></td><td></td></tr><tr><td>Results, Discussion, & Recommendations</td><td>4</td><td>4.71</td><td></td><td></td><td></td></tr><tr><td>Signs and Symptoms</td><td>4</td><td>5</td><td></td><td></td><td></td></tr><tr><td>Treatment including Medications and RTP</td><td>4</td><td>4.71</td><td></td><td></td><td></td></tr><tr><td>Use of Evidence and Citations</td><td>4</td><td>4.43</td><td></td><td></td><td></td></tr></table>						Target	2021	2022	2023	2024	Delivery and Eye Contact	4	4.86				Diagnostic Procedures	4	5				Differential Diagnosis and Referrals	4	4.29				Etiology and Description of the Medical Condition	4	4.71				Organization and Visual Aids	4	4				Prognosis and Prevention	4	4.86				Results, Discussion, & Recommendations	4	4.71				Signs and Symptoms	4	5				Treatment including Medications and RTP	4	4.71				Use of Evidence and Citations	4	4.43				<div>Path & Pharm Presentation Scores</div>  <table><thead><tr><th>Component</th><th>2021</th><th>2022</th><th>2023</th><th>2024</th><th>Target</th></tr></thead><tbody><tr><td>Delivery and Eye Contact</td><td>4.86</td><td></td><td></td><td></td><td>4</td></tr><tr><td>Diagnostic Procedures</td><td>5</td><td></td><td></td><td></td><td>4</td></tr><tr><td>Differential Diagnosis and Referrals</td><td>4.29</td><td></td><td></td><td></td><td>4</td></tr><tr><td>Etiology and Description of the Medical Condition</td><td>4.71</td><td></td><td></td><td></td><td>4</td></tr><tr><td>Organization and Visual Aids</td><td>4</td><td></td><td></td><td></td><td>4</td></tr><tr><td>Prognosis and Prevention</td><td>4.86</td><td></td><td></td><td></td><td>4</td></tr><tr><td>Results, Discussion, & Recommendations</td><td>4.71</td><td></td><td></td><td></td><td>4</td></tr><tr><td>Signs and Symptoms</td><td>5</td><td></td><td></td><td></td><td>4</td></tr><tr><td>Treatment including Medications and RTP</td><td>4.71</td><td></td><td></td><td></td><td>4</td></tr><tr><td>Use of Evidence and Citations</td><td>4.43</td><td></td><td></td><td></td><td>4</td></tr></tbody></table>					Component	2021	2022	2023	2024	Target	Delivery and Eye Contact	4.86				4	Diagnostic Procedures	5				4	Differential Diagnosis and Referrals	4.29				4	Etiology and Description of the Medical Condition	4.71				4	Organization and Visual Aids	4				4	Prognosis and Prevention	4.86				4	Results, Discussion, & Recommendations	4.71				4	Signs and Symptoms	5				4	Treatment including Medications and RTP	4.71				4	Use of Evidence and Citations	4.43				4
	Target	2021	2022	2023	2024																																																																																																																																									
Delivery and Eye Contact	4	4.86																																																																																																																																												
Diagnostic Procedures	4	5																																																																																																																																												
Differential Diagnosis and Referrals	4	4.29																																																																																																																																												
Etiology and Description of the Medical Condition	4	4.71																																																																																																																																												
Organization and Visual Aids	4	4																																																																																																																																												
Prognosis and Prevention	4	4.86																																																																																																																																												
Results, Discussion, & Recommendations	4	4.71																																																																																																																																												
Signs and Symptoms	4	5																																																																																																																																												
Treatment including Medications and RTP	4	4.71																																																																																																																																												
Use of Evidence and Citations	4	4.43																																																																																																																																												
Component	2021	2022	2023	2024	Target																																																																																																																																									
Delivery and Eye Contact	4.86				4																																																																																																																																									
Diagnostic Procedures	5				4																																																																																																																																									
Differential Diagnosis and Referrals	4.29				4																																																																																																																																									
Etiology and Description of the Medical Condition	4.71				4																																																																																																																																									
Organization and Visual Aids	4				4																																																																																																																																									
Prognosis and Prevention	4.86				4																																																																																																																																									
Results, Discussion, & Recommendations	4.71				4																																																																																																																																									
Signs and Symptoms	5				4																																																																																																																																									
Treatment including Medications and RTP	4.71				4																																																																																																																																									
Use of Evidence and Citations	4.43				4																																																																																																																																									
Narrative	Overall, this goal was met with 86% of students meeting the target, 75% of ATRG students (3/4) and 100% of HLHP students (3/3). The student who did not meet the target was consistently showing lower understanding of all concepts in this class all semester. The lowest rubric score was on the organization																																																																																																																																													

	<p>and visual aid section of the rubric because some of the students did not produce a highly professional PowerPoint presentation. This is the first year of data collection.</p> <p>ATRG: 3/4</p> <p>HLHP: 3/3</p>
Plan	<ul style="list-style-type: none"> • This project will be assigned again in the same format in spring 2022 with more emphasis being placed on the need for a professional product.
Timeline for Improvement	<ul style="list-style-type: none"> • These data will be collected in spring 2022 (E. McKinney)

Description	Epidemiology Proposal Project																																																																																																									
Outcome	Students will integrate knowledge, skills, and values from the arts and sciences to engage in critical and creative dialogue through discovery, analysis, and communication.																																																																																																									
Program	ATRG					HLHP																																																																																																				
	Objectives Measured	Target		Sample		Objectives Measured	Target		Sample																																																																																																	
	PG2;SLO1;M5 QEP3	77% > 4.0		HSCS5100		PG2;SLO1;M5 QEP3	77% > 4.0		HSCS5100																																																																																																	
Results	<div>Percent on Target</div> <table><tr><td></td><td>2019</td><td>2020</td><td>2021</td><td>2022</td></tr><tr><td>Tartet</td><td>77</td><td>77</td><td>77</td><td>77</td></tr><tr><td>ATRG</td><td></td><td></td><td></td><td></td></tr><tr><td>HLHP</td><td>0</td><td>100</td><td></td><td></td></tr></table>						2019	2020	2021	2022	Tartet	77	77	77	77	ATRG					HLHP	0	100			<div>Epi-Biostats Proposal Targets</div> <table><thead><tr><th>Year</th><th>HLHP (%)</th><th>Tartet (%)</th></tr></thead><tbody><tr><td>2019</td><td>0</td><td>77</td></tr><tr><td>2020</td><td>100</td><td>77</td></tr><tr><td>2021</td><td>0</td><td>77</td></tr><tr><td>2022</td><td>0</td><td>77</td></tr></tbody></table>					Year	HLHP (%)	Tartet (%)	2019	0	77	2020	100	77	2021	0	77	2022	0	77																																																													
	2019	2020	2021	2022																																																																																																						
Tartet	77	77	77	77																																																																																																						
ATRG																																																																																																										
HLHP	0	100																																																																																																								
Year	HLHP (%)	Tartet (%)																																																																																																								
2019	0	77																																																																																																								
2020	100	77																																																																																																								
2021	0	77																																																																																																								
2022	0	77																																																																																																								
	<div>Average Paper Scores</div> <table><tr><td></td><td>Target</td><td>2019</td><td>2020</td><td>2021</td><td>2022</td></tr><tr><td>General Style and Organization</td><td>4</td><td>3.00</td><td>5.00</td><td></td><td></td></tr><tr><td>Grammar and Word Choice</td><td>4</td><td>3.00</td><td>5.00</td><td></td><td></td></tr><tr><td>Introduction</td><td>4</td><td>4.00</td><td>5.00</td><td></td><td></td></tr><tr><td>Methods</td><td>4</td><td>3.00</td><td>4.00</td><td></td><td></td></tr><tr><td>References and In-text Citations</td><td>4</td><td>3.00</td><td>5.00</td><td></td><td></td></tr><tr><td>Results, Discussion, & Recommendations</td><td>4</td><td>3.00</td><td>3.67</td><td></td><td></td></tr><tr><td>Use of Evidence</td><td>4</td><td>3.00</td><td>5.00</td><td></td><td></td></tr></table>						Target	2019	2020	2021	2022	General Style and Organization	4	3.00	5.00			Grammar and Word Choice	4	3.00	5.00			Introduction	4	4.00	5.00			Methods	4	3.00	4.00			References and In-text Citations	4	3.00	5.00			Results, Discussion, & Recommendations	4	3.00	3.67			Use of Evidence	4	3.00	5.00			<div>Epi-Biostats Paper Scores</div> <table><thead><tr><th>Section</th><th>2019</th><th>2020</th><th>2021</th><th>2022</th><th>Target</th></tr></thead><tbody><tr><td>General Style and...</td><td>3.00</td><td>5.00</td><td></td><td></td><td>4.00</td></tr><tr><td>Grammar and Word...</td><td>3.00</td><td>5.00</td><td></td><td></td><td>4.00</td></tr><tr><td>Introduction</td><td>4.00</td><td>5.00</td><td></td><td></td><td>4.00</td></tr><tr><td>Methods</td><td>3.00</td><td>4.00</td><td></td><td></td><td>4.00</td></tr><tr><td>References and In-text...</td><td>3.00</td><td>5.00</td><td></td><td></td><td>4.00</td></tr><tr><td>Results, Discussion, &...</td><td>3.00</td><td>3.67</td><td></td><td></td><td>4.00</td></tr><tr><td>Use of Evidence</td><td>3.00</td><td>5.00</td><td></td><td></td><td>4.00</td></tr></tbody></table>					Section	2019	2020	2021	2022	Target	General Style and...	3.00	5.00			4.00	Grammar and Word...	3.00	5.00			4.00	Introduction	4.00	5.00			4.00	Methods	3.00	4.00			4.00	References and In-text...	3.00	5.00			4.00	Results, Discussion, &...	3.00	3.67			4.00	Use of Evidence	3.00	5.00			4.00
	Target	2019	2020	2021	2022																																																																																																					
General Style and Organization	4	3.00	5.00																																																																																																							
Grammar and Word Choice	4	3.00	5.00																																																																																																							
Introduction	4	4.00	5.00																																																																																																							
Methods	4	3.00	4.00																																																																																																							
References and In-text Citations	4	3.00	5.00																																																																																																							
Results, Discussion, & Recommendations	4	3.00	3.67																																																																																																							
Use of Evidence	4	3.00	5.00																																																																																																							
Section	2019	2020	2021	2022	Target																																																																																																					
General Style and...	3.00	5.00			4.00																																																																																																					
Grammar and Word...	3.00	5.00			4.00																																																																																																					
Introduction	4.00	5.00			4.00																																																																																																					
Methods	3.00	4.00			4.00																																																																																																					
References and In-text...	3.00	5.00			4.00																																																																																																					
Results, Discussion, &...	3.00	3.67			4.00																																																																																																					
Use of Evidence	3.00	5.00			4.00																																																																																																					

	<table><tr><th colspan="6">Average Conent Scores</th></tr><tr><th></th><th>Target</th><th>2019</th><th>2020</th><th>2021</th><th>2022</th></tr><tr><td>Research Question</td><td>4</td><td>3.00</td><td>5.00</td><td></td><td></td></tr><tr><td>Background Information on Condition</td><td>4</td><td>3.00</td><td>5.00</td><td></td><td></td></tr><tr><td>Relevance to Population Chosen</td><td>4</td><td>5.00</td><td>5.00</td><td></td><td></td></tr><tr><td>Data Collection Methods and Instruments</td><td>4</td><td>5.00</td><td>3.67</td><td></td><td></td></tr><tr><td>Potential Findings and Impact</td><td>4</td><td>4.00</td><td>4.33</td><td></td><td></td></tr></table>	Average Conent Scores							Target	2019	2020	2021	2022	Research Question	4	3.00	5.00			Background Information on Condition	4	3.00	5.00			Relevance to Population Chosen	4	5.00	5.00			Data Collection Methods and Instruments	4	5.00	3.67			Potential Findings and Impact	4	4.00	4.33			<div><h3>Epi-Biostats Content Scores</h3><table><caption>Epi-Biostats Content Scores Data</caption><thead><tr><th>Category</th><th>2019</th><th>2020</th><th>2021</th><th>2022</th><th>Target</th></tr></thead><tbody><tr><td>Research Question</td><td>3.00</td><td>5.00</td><td></td><td></td><td>4.00</td></tr><tr><td>Background Information on Condition</td><td>3.00</td><td>5.00</td><td></td><td></td><td>4.00</td></tr><tr><td>Relevance to Population Chosen</td><td>5.00</td><td>5.00</td><td></td><td></td><td>4.00</td></tr><tr><td>Data Collection Methods and Instruments</td><td>5.00</td><td>3.67</td><td></td><td></td><td>4.00</td></tr><tr><td>Potential Findings and Impact</td><td>4.00</td><td>4.33</td><td></td><td></td><td>4.00</td></tr></tbody></table></div>	Category	2019	2020	2021	2022	Target	Research Question	3.00	5.00			4.00	Background Information on Condition	3.00	5.00			4.00	Relevance to Population Chosen	5.00	5.00			4.00	Data Collection Methods and Instruments	5.00	3.67			4.00	Potential Findings and Impact	4.00	4.33			4.00
Average Conent Scores																																																																																
	Target	2019	2020	2021	2022																																																																											
Research Question	4	3.00	5.00																																																																													
Background Information on Condition	4	3.00	5.00																																																																													
Relevance to Population Chosen	4	5.00	5.00																																																																													
Data Collection Methods and Instruments	4	5.00	3.67																																																																													
Potential Findings and Impact	4	4.00	4.33																																																																													
Category	2019	2020	2021	2022	Target																																																																											
Research Question	3.00	5.00			4.00																																																																											
Background Information on Condition	3.00	5.00			4.00																																																																											
Relevance to Population Chosen	5.00	5.00			4.00																																																																											
Data Collection Methods and Instruments	5.00	3.67			4.00																																																																											
Potential Findings and Impact	4.00	4.33			4.00																																																																											
Narrative	<p>This goal was met, as all students (3/3) in the course scored >4 on the rubric. This includes showing improvement in 5 out of 6 areas on the paper rubric. This cohort of students also showed improvement in the 2 deficient content areas (research question and background information), but failed to do as well as the previous student in 1 content area (data collection methods). Anecdotally, all three students made similar errors on this part of the assignment, making it likely the assignment instructions were unclear.</p> <p>ATRG: none enrolled HLHP: 3/3</p>																																																																															
Plan	<ul style="list-style-type: none">Administer this project in the same format in fall 2021, with additional attention paid to clarifying the data collection/methods instructions to have a better idea of its difficulty and/or areas for revision after the third year of data collection.																																																																															
Timeline for Improvement	<ul style="list-style-type: none">These data will be collected in fall 2021 (A. Dondanville)																																																																															

Description	Capstone Project Paper																																																																																																										
Outcome	Through civic engagement, personal growth, and ethical reasoning, students will demonstrate responsible, global citizenship by upholding high professional standards.																																																																																																										
Program	ATRG						HLHP																																																																																																				
	Objectives Measured		Target		Sample		Objectives Measured		Target		Sample																																																																																																
	PG4;SLO3;M13 QEP5,6		80% >4.0		ATRG6420		PG2;SLO1;M6 QEP5,6		80% >4.0		HSCS5499																																																																																																
Results	<div>Percent on Target</div> <table><tr><td></td><td>Target</td><td>2021</td><td>2022</td><td>2023</td><td>2024</td></tr><tr><td>All</td><td>80</td><td>100</td><td></td><td></td><td></td></tr><tr><td>HLHP</td><td>80</td><td>100</td><td></td><td></td><td></td></tr><tr><td>ATRG</td><td>80</td><td></td><td></td><td></td><td></td></tr></table>							Target	2021	2022	2023	2024	All	80	100				HLHP	80	100				ATRG	80					<div>Percent on Target</div> <div>Capstone Paper Targets</div> <table><caption>Capstone Paper Targets Data</caption><tr><th>Group</th><th>2021</th><th>2022</th><th>2023</th><th>2024</th><th>Target</th></tr><tr><td>All</td><td>100</td><td></td><td></td><td></td><td>80</td></tr><tr><td>HLHP</td><td>100</td><td></td><td></td><td></td><td>80</td></tr><tr><td>ATRG</td><td></td><td></td><td></td><td></td><td>80</td></tr></table>					Group	2021	2022	2023	2024	Target	All	100				80	HLHP	100				80	ATRG					80																																																
	Target	2021	2022	2023	2024																																																																																																						
All	80	100																																																																																																									
HLHP	80	100																																																																																																									
ATRG	80																																																																																																										
Group	2021	2022	2023	2024	Target																																																																																																						
All	100				80																																																																																																						
HLHP	100				80																																																																																																						
ATRG					80																																																																																																						
	<div>Average Scores</div> <table><tr><td></td><td>Target</td><td>2021</td><td>2022</td><td>2023</td><td>2024</td></tr><tr><td>General Style and Organization</td><td>4</td><td>5.00</td><td></td><td></td><td></td></tr><tr><td>Grammar and Word Choice</td><td>4</td><td>5.00</td><td></td><td></td><td></td></tr><tr><td>Introduction</td><td>4</td><td>5.00</td><td></td><td></td><td></td></tr><tr><td>Methods/Project Description</td><td>4</td><td>4.00</td><td></td><td></td><td></td></tr><tr><td>References & In-Text Citations</td><td>4</td><td>5.00</td><td></td><td></td><td></td></tr><tr><td>Discussion & Recommendations</td><td>4</td><td>3.00</td><td></td><td></td><td></td></tr><tr><td>Use of Evidence</td><td>4</td><td>5.00</td><td></td><td></td><td></td></tr></table>							Target	2021	2022	2023	2024	General Style and Organization	4	5.00				Grammar and Word Choice	4	5.00				Introduction	4	5.00				Methods/Project Description	4	4.00				References & In-Text Citations	4	5.00				Discussion & Recommendations	4	3.00				Use of Evidence	4	5.00				<div>Average Scores</div> <div>Capstone Paper Section Scores</div> <table><caption>Capstone Paper Section Scores Data</caption><tr><th>Section</th><th>2021</th><th>2022</th><th>2023</th><th>2024</th><th>Target</th></tr><tr><td>General Style and Organization</td><td>5.00</td><td></td><td></td><td></td><td>4.00</td></tr><tr><td>Grammar and Word Choice</td><td>5.00</td><td></td><td></td><td></td><td>4.00</td></tr><tr><td>Introduction</td><td>5.00</td><td></td><td></td><td></td><td>4.00</td></tr><tr><td>Methods/Project Description</td><td>4.00</td><td></td><td></td><td></td><td>4.00</td></tr><tr><td>References & In-Text Citations</td><td>5.00</td><td></td><td></td><td></td><td>4.00</td></tr><tr><td>Discussion & Recommendations</td><td>3.00</td><td></td><td></td><td></td><td>4.00</td></tr><tr><td>Use of Evidence</td><td>5.00</td><td></td><td></td><td></td><td>4.00</td></tr></table>					Section	2021	2022	2023	2024	Target	General Style and Organization	5.00				4.00	Grammar and Word Choice	5.00				4.00	Introduction	5.00				4.00	Methods/Project Description	4.00				4.00	References & In-Text Citations	5.00				4.00	Discussion & Recommendations	3.00				4.00	Use of Evidence	5.00				4.00
	Target	2021	2022	2023	2024																																																																																																						
General Style and Organization	4	5.00																																																																																																									
Grammar and Word Choice	4	5.00																																																																																																									
Introduction	4	5.00																																																																																																									
Methods/Project Description	4	4.00																																																																																																									
References & In-Text Citations	4	5.00																																																																																																									
Discussion & Recommendations	4	3.00																																																																																																									
Use of Evidence	4	5.00																																																																																																									
Section	2021	2022	2023	2024	Target																																																																																																						
General Style and Organization	5.00				4.00																																																																																																						
Grammar and Word Choice	5.00				4.00																																																																																																						
Introduction	5.00				4.00																																																																																																						
Methods/Project Description	4.00				4.00																																																																																																						
References & In-Text Citations	5.00				4.00																																																																																																						
Discussion & Recommendations	3.00				4.00																																																																																																						
Use of Evidence	5.00				4.00																																																																																																						
Narrative	The overall paper target was met (3/3) in this first year of data collection. However, one student did poorly on one section (discussion and recommendation), and due to the small sample size, brought the average section score down to below target. Since this is the first year of data collection																																																																																																										

	for this assignment, it's possible that this individual student may not have understood the assignment expectation for that section or was unable to meet it. There were no ATRG students enrolled. ATRG: no data HLHP: 3/3
Plan	<ul style="list-style-type: none">Continue the assessment as designed. The first ATRG student will complete it in Spring 2022.
Timeline for Improvement	<ul style="list-style-type: none">Data will be collected in ATRG6420 (A. Dondanville) and HSCS5499 (A. Dondanville) in spring 2022.

Description	Capstone Project Presentation																																																									
Outcome	Through civic engagement, personal growth, and ethical reasoning, students will demonstrate responsible, global citizenship by upholding high professional standards.																																																									
Program	ATRG					HLHP																																																				
	Objectives Measured		Target		Sample	Objectives Measured		Target		Sample																																																
	PG4;SLO3;M13 QEP5,6		80% >4.0		ATRG6420	PG2;SLO1;M6 QEP5,6		80% >4.0		HSCS5499																																																
Results	<div>Percent on Target</div> <table><tr><td></td><td>Target</td><td>2021</td><td>2022</td><td>2023</td><td>2024</td></tr><tr><td>All Students</td><td>80</td><td>100</td><td></td><td></td><td></td></tr><tr><td>HLHP</td><td>80</td><td>100</td><td></td><td></td><td></td></tr><tr><td>ATRG</td><td>80</td><td></td><td></td><td></td><td></td></tr></table>						Target	2021	2022	2023	2024	All Students	80	100				HLHP	80	100				ATRG	80					<div>Percent on Target</div> <div>Capstone Presentation Targets</div> <table><caption>Capstone Presentation Targets Data</caption><tr><th>Category</th><th>2021</th><th>2022</th><th>2023</th><th>2024</th><th>Target</th></tr><tr><td>All Students</td><td>100</td><td></td><td></td><td></td><td>80</td></tr><tr><td>HLHP</td><td>100</td><td></td><td></td><td></td><td>80</td></tr><tr><td>ATRG</td><td></td><td></td><td></td><td></td><td>80</td></tr></table>					Category	2021	2022	2023	2024	Target	All Students	100				80	HLHP	100				80	ATRG					80
	Target	2021	2022	2023	2024																																																					
All Students	80	100																																																								
HLHP	80	100																																																								
ATRG	80																																																									
Category	2021	2022	2023	2024	Target																																																					
All Students	100				80																																																					
HLHP	100				80																																																					
ATRG					80																																																					
	Average Scores					Average Scores																																																				

	<table><tr><th></th><th>Target</th><th>2021</th><th>2022</th><th>2023</th><th>2024</th></tr><tr><td>Appearance</td><td>4</td><td>5.00</td><td></td><td></td><td></td></tr><tr><td>Delivery and eye contact</td><td>4</td><td>4.67</td><td></td><td></td><td></td></tr><tr><td>Methods/Project Description</td><td>4</td><td>5.00</td><td></td><td></td><td></td></tr><tr><td>Organization and visual aids</td><td>4</td><td>4.83</td><td></td><td></td><td></td></tr><tr><td>Discussion and recommendations</td><td>4</td><td>4.67</td><td></td><td></td><td></td></tr><tr><td>Use of evidence</td><td>4</td><td>5.00</td><td></td><td></td><td></td></tr></table>		Target	2021	2022	2023	2024	Appearance	4	5.00				Delivery and eye contact	4	4.67				Methods/Project Description	4	5.00				Organization and visual aids	4	4.83				Discussion and recommendations	4	4.67				Use of evidence	4	5.00				<div><div><h3>Capstone Presentation Section Scores</h3><table><caption>Capstone Presentation Section Scores Data</caption><tr><th>Section</th><th>2021</th><th>2022</th><th>2023</th><th>2024</th><th>Target</th></tr><tr><td>Appearance</td><td>5.00</td><td>4.00</td><td>4.00</td><td>4.00</td><td>4.00</td></tr><tr><td>Delivery and eye contact</td><td>4.67</td><td>4.00</td><td>4.00</td><td>4.00</td><td>4.00</td></tr><tr><td>Methods/Project Description</td><td>5.00</td><td>4.00</td><td>4.00</td><td>4.00</td><td>4.00</td></tr><tr><td>Organization and visual aids</td><td>4.83</td><td>4.00</td><td>4.00</td><td>4.00</td><td>4.00</td></tr><tr><td>Discussion and recommendations</td><td>4.67</td><td>4.00</td><td>4.00</td><td>4.00</td><td>4.00</td></tr><tr><td>Use of evidence</td><td>5.00</td><td>4.00</td><td>4.00</td><td>4.00</td><td>4.00</td></tr></table></div></div>	Section	2021	2022	2023	2024	Target	Appearance	5.00	4.00	4.00	4.00	4.00	Delivery and eye contact	4.67	4.00	4.00	4.00	4.00	Methods/Project Description	5.00	4.00	4.00	4.00	4.00	Organization and visual aids	4.83	4.00	4.00	4.00	4.00	Discussion and recommendations	4.67	4.00	4.00	4.00	4.00	Use of evidence	5.00	4.00	4.00	4.00	4.00
	Target	2021	2022	2023	2024																																																																																	
Appearance	4	5.00																																																																																				
Delivery and eye contact	4	4.67																																																																																				
Methods/Project Description	4	5.00																																																																																				
Organization and visual aids	4	4.83																																																																																				
Discussion and recommendations	4	4.67																																																																																				
Use of evidence	4	5.00																																																																																				
Section	2021	2022	2023	2024	Target																																																																																	
Appearance	5.00	4.00	4.00	4.00	4.00																																																																																	
Delivery and eye contact	4.67	4.00	4.00	4.00	4.00																																																																																	
Methods/Project Description	5.00	4.00	4.00	4.00	4.00																																																																																	
Organization and visual aids	4.83	4.00	4.00	4.00	4.00																																																																																	
Discussion and recommendations	4.67	4.00	4.00	4.00	4.00																																																																																	
Use of evidence	5.00	4.00	4.00	4.00	4.00																																																																																	
Narrative	The overall presentation target was met (3/3) in this first year of data collection. All capstone presentations were graded by all HLSC faculty, with the mathematical average used for each rubric score. This is the first year that projects have been scored in this manner, and it may be a more nuanced representation of their actual ability (reduce bias in scoring). ATRG: no data HLHP: 3/3																																																																																					
Plan	<ul style="list-style-type: none">Continue the assessment as designed. The first ATRG student will complete it in Spring 2022.																																																																																					
Timeline for Improvement	<ul style="list-style-type: none">Data will be collected in ATRG6420 (A. Dondanville) and HSCS5499 (A. Dondanville) in spring 2022.																																																																																					

Description	Exit Survey Attributes																																																																									
Outcome	Students will work collaboratively through interprofessional teams to provide or accommodate quality care to clients across the lifespan in a variety of settings, while respecting the diversity of individuals, groups, and communities.																																																																									
Program	ATRG						HLHP																																																																			
	Objectives Measured		Target		Sample		Objectives Measured		Target		Sample																																																															
	PG3;SLO2;M7		80% >5.25		ATRG6420		PG3;SLO2;M1		80% >5.25		HSCS5499																																																															
Results	<div>Program Satisfaction Scores</div> <table><tr><td></td><td>Target</td><td>2021</td><td>2022</td><td>2023</td><td>2024</td></tr><tr><td>Average</td><td>5.25</td><td>4.87</td><td></td><td></td><td></td></tr><tr><td>Preparation for field</td><td>5.25</td><td>4.67</td><td></td><td></td><td></td></tr><tr><td>Diverse Coursework</td><td>5.25</td><td>4.33</td><td></td><td></td><td></td></tr><tr><td>Professional Exploration</td><td>5.25</td><td>4.00</td><td></td><td></td><td></td></tr><tr><td>Faculty Current</td><td>5.25</td><td>5.00</td><td></td><td></td><td></td></tr><tr><td>Employment Prospects</td><td>5.25</td><td>6.33</td><td></td><td></td><td></td></tr></table>							Target	2021	2022	2023	2024	Average	5.25	4.87				Preparation for field	5.25	4.67				Diverse Coursework	5.25	4.33				Professional Exploration	5.25	4.00				Faculty Current	5.25	5.00				Employment Prospects	5.25	6.33				<div>Program Satisfaction Scores</div> <table><tr><th>Category</th><th>2021 Score</th><th>Target</th></tr><tr><td>Average</td><td>4.87</td><td>5.25</td></tr><tr><td>Preparation for field</td><td>4.67</td><td>5.25</td></tr><tr><td>Diverse Coursework</td><td>4.33</td><td>5.25</td></tr><tr><td>Professional...</td><td>4.00</td><td>5.25</td></tr><tr><td>Faculty Current</td><td>5.00</td><td>5.25</td></tr><tr><td>Employment...</td><td>6.33</td><td>5.25</td></tr></table>					Category	2021 Score	Target	Average	4.87	5.25	Preparation for field	4.67	5.25	Diverse Coursework	4.33	5.25	Professional...	4.00	5.25	Faculty Current	5.00	5.25	Employment...	6.33	5.25
		Target	2021	2022	2023	2024																																																																				
	Average	5.25	4.87																																																																							
	Preparation for field	5.25	4.67																																																																							
	Diverse Coursework	5.25	4.33																																																																							
	Professional Exploration	5.25	4.00																																																																							
	Faculty Current	5.25	5.00																																																																							
Employment Prospects	5.25	6.33																																																																								
Category	2021 Score	Target																																																																								
Average	4.87	5.25																																																																								
Preparation for field	4.67	5.25																																																																								
Diverse Coursework	4.33	5.25																																																																								
Professional...	4.00	5.25																																																																								
Faculty Current	5.00	5.25																																																																								
Employment...	6.33	5.25																																																																								
<div>Target</div> <table><tr><td></td><td>2021</td><td>2022</td><td>2023</td><td>2024</td></tr><tr><td>Target</td><td>80</td><td>80</td><td>80</td><td>80</td></tr><tr><td>ATRG</td><td>-</td><td></td><td></td><td></td></tr><tr><td>HLHP</td><td>67</td><td></td><td></td><td></td></tr></table>							2021	2022	2023	2024	Target	80	80	80	80	ATRG	-				HLHP	67				<div>Program Attributes Target Score</div> <table><tr><th>Program</th><th>% on Target (2021)</th><th>Target</th></tr><tr><td>ATRG</td><td>0</td><td>80</td></tr><tr><td>HLHP</td><td>67</td><td>80</td></tr></table>					Program	% on Target (2021)	Target	ATRG	0	80	HLHP	67	80																																			
	2021	2022	2023	2024																																																																						
Target	80	80	80	80																																																																						
ATRG	-																																																																									
HLHP	67																																																																									
Program	% on Target (2021)	Target																																																																								
ATRG	0	80																																																																								
HLHP	67	80																																																																								

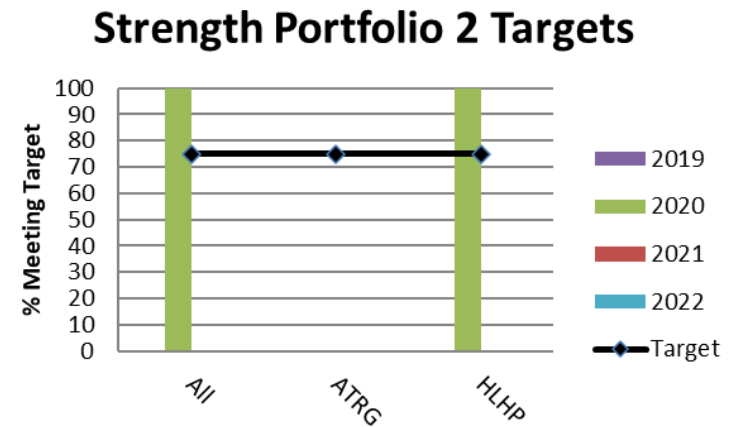
		<table><tr><th colspan="6">Attribute Score by Program</th></tr><tr><th></th><th>Target</th><th>2021</th><th>2022</th><th>2023</th><th>2024</th></tr><tr><td>ATRG</td><td>5.25</td><td>-</td><td></td><td></td><td></td></tr><tr><td>HLHP</td><td>5.25</td><td>4.87</td><td></td><td></td><td></td></tr></table>	Attribute Score by Program							Target	2021	2022	2023	2024	ATRG	5.25	-				HLHP	5.25	4.87				<div><h3>Program Attributes Average Score</h3><table><caption>Program Attributes Average Score Data</caption><thead><tr><th>Program</th><th>2021</th><th>2022</th><th>2023</th><th>2024</th><th>Target</th></tr></thead><tbody><tr><td>ATRG</td><td>-</td><td>-</td><td>-</td><td>-</td><td>5.25</td></tr><tr><td>HLHP</td><td>4.87</td><td>-</td><td>-</td><td>-</td><td>5.25</td></tr></tbody></table></div>	Program	2021	2022	2023	2024	Target	ATRG	-	-	-	-	5.25	HLHP	4.87	-	-	-	5.25																																					
Attribute Score by Program																																																																																		
	Target	2021	2022	2023	2024																																																																													
ATRG	5.25	-																																																																																
HLHP	5.25	4.87																																																																																
Program	2021	2022	2023	2024	Target																																																																													
ATRG	-	-	-	-	5.25																																																																													
HLHP	4.87	-	-	-	5.25																																																																													
	<table><tr><th colspan="5">Did you complete an internship or work in your anticipated field while in school?</th></tr><tr><th></th><th>2021</th><th>2022</th><th>2023</th><th>2024</th></tr><tr><td>None</td><td>0</td><td></td><td></td><td></td></tr><tr><td>Internship</td><td>3</td><td></td><td></td><td></td></tr><tr><td>Compass Points</td><td>1</td><td></td><td></td><td></td></tr><tr><td>Worked</td><td>1</td><td></td><td></td><td></td></tr><tr><td>Clinical Education</td><td>0</td><td></td><td></td><td></td></tr></table>	Did you complete an internship or work in your anticipated field while in school?						2021	2022	2023	2024	None	0				Internship	3				Compass Points	1				Worked	1				Clinical Education	0				<table><tr><th colspan="5">In the first 6 months following graduation, what will you do?</th></tr><tr><th></th><th>2021</th><th>2022</th><th>2023</th><th>2024</th></tr><tr><td>Attend UG college</td><td>0</td><td></td><td></td><td></td></tr><tr><td>Attend grad school</td><td>1</td><td></td><td></td><td></td></tr><tr><td>Work as GA in field</td><td>0</td><td></td><td></td><td></td></tr><tr><td>Work as GA out of field</td><td>0</td><td></td><td></td><td></td></tr><tr><td>Work in field</td><td>2</td><td></td><td></td><td></td></tr><tr><td>Other work</td><td>0</td><td></td><td></td><td></td></tr><tr><td>Undecided/Not employed</td><td>0</td><td></td><td></td><td></td></tr></table>	In the first 6 months following graduation, what will you do?						2021	2022	2023	2024	Attend UG college	0				Attend grad school	1				Work as GA in field	0				Work as GA out of field	0				Work in field	2				Other work	0				Undecided/Not employed	0			
Did you complete an internship or work in your anticipated field while in school?																																																																																		
	2021	2022	2023	2024																																																																														
None	0																																																																																	
Internship	3																																																																																	
Compass Points	1																																																																																	
Worked	1																																																																																	
Clinical Education	0																																																																																	
In the first 6 months following graduation, what will you do?																																																																																		
	2021	2022	2023	2024																																																																														
Attend UG college	0																																																																																	
Attend grad school	1																																																																																	
Work as GA in field	0																																																																																	
Work as GA out of field	0																																																																																	
Work in field	2																																																																																	
Other work	0																																																																																	
Undecided/Not employed	0																																																																																	
	<table><tr><th colspan="5">Do you plan to complete additional degrees?</th></tr><tr><th></th><th>2021</th><th>2022</th><th>2023</th><th>2024</th></tr><tr><td>None</td><td>2</td><td></td><td></td><td></td></tr><tr><td>BA/BS</td><td>0</td><td></td><td></td><td></td></tr><tr><td>NURS</td><td>0</td><td></td><td></td><td></td></tr><tr><td>MS/MA/MAT</td><td>0</td><td></td><td></td><td></td></tr><tr><td>MBA</td><td>0</td><td></td><td></td><td></td></tr><tr><td>PhD/EdD/Other Professional</td><td>1</td><td></td><td></td><td></td></tr></table>	Do you plan to complete additional degrees?						2021	2022	2023	2024	None	2				BA/BS	0				NURS	0				MS/MA/MAT	0				MBA	0				PhD/EdD/Other Professional	1				<table><tr><th colspan="5">Have you completed (or plan to complete) additional professional certifications before or after graduating from Piedmont College?</th></tr><tr><th></th><th>2021</th><th>2022</th><th>2023</th><th>2024</th></tr><tr><td>None</td><td>0</td><td></td><td></td><td></td></tr><tr><td>Other</td><td>1</td><td></td><td></td><td></td></tr><tr><td>CSCS/PES</td><td>2</td><td></td><td></td><td></td></tr><tr><td>Personal Trainer or Group Exer.</td><td>0</td><td></td><td></td><td></td></tr><tr><td>OrthoTech</td><td>0</td><td></td><td></td><td></td></tr><tr><td>BOC ATC</td><td>0</td><td></td><td></td><td></td></tr></table>	Have you completed (or plan to complete) additional professional certifications before or after graduating from Piedmont College?						2021	2022	2023	2024	None	0				Other	1				CSCS/PES	2				Personal Trainer or Group Exer.	0				OrthoTech	0				BOC ATC	0			
Do you plan to complete additional degrees?																																																																																		
	2021	2022	2023	2024																																																																														
None	2																																																																																	
BA/BS	0																																																																																	
NURS	0																																																																																	
MS/MA/MAT	0																																																																																	
MBA	0																																																																																	
PhD/EdD/Other Professional	1																																																																																	
Have you completed (or plan to complete) additional professional certifications before or after graduating from Piedmont College?																																																																																		
	2021	2022	2023	2024																																																																														
None	0																																																																																	
Other	1																																																																																	
CSCS/PES	2																																																																																	
Personal Trainer or Group Exer.	0																																																																																	
OrthoTech	0																																																																																	
BOC ATC	0																																																																																	
Narrative	This goal was not met, as 5 of 6 program attributes, average attribute score (4.87), and percent rating satisfaction (67% of students rated the program on target) did not meet the threshold. Much of this dissatisfaction is likely due to one faculty member “checking out” in the spring term, and failing to prepare																																																																																	

	<p>content for two classes. Students also noted in private conversations that they did not meet for class for nearly a month over the term as well, leaving them to feel like their degree was worthless. This faculty member has chosen to leave Piedmont, and we are hopeful that the replacement will teach all courses to a higher standard.</p> <p>ATRG: no data HLHP: 2/3</p>
Plan	<ul style="list-style-type: none"> • Improve student interactions during the hybrid courses in spring 2022 (all faculty)
Timeline for Improvement	<ul style="list-style-type: none"> • Administer the survey as planned in Spring 2022 (A. Dondanville)

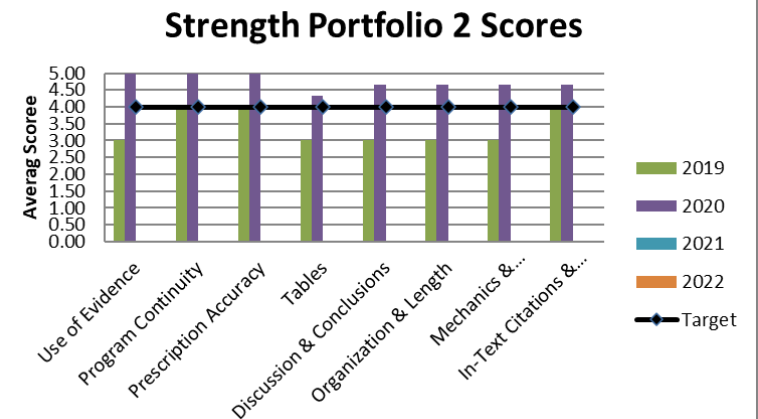
Description	Student Placements					
Outcome	Students will work collaboratively through interprofessional teams to provide or accommodate quality care to clients across the lifespan in a variety of settings, while respecting the diversity of individuals, groups, and communities.					
Program	ATRG			HLHP		
	Objectives Measured	Target	Sample	Objectives Measured	Target	Sample
	PG3;SLO2;M8	80% within 6mo	n/a	PG3;SLO2;M2	80% within 6mo	n/a
Results	Percent on Target No data (no graduates)			Percent on Target 33%		
Narrative	As of May 2021, one graduating student was already employed in the field, one other had interviews scheduled, and the last was awaiting medical school admittance. Since these students do not graduate until July 2021, these data will be updated as new information becomes available. ATRG: no data HLHP: 1/3					
Plan	<ul style="list-style-type: none">Track this data in Fall 2021 for HLHP students.Track this data in Summer 2022 for ATRG students.					
Timeline for Improvement	<ul style="list-style-type: none">Summer 2022 (all faculty)					

Description	Strength Portfolio Parts 1-3																																																															
Outcome	Students will work collaboratively through interprofessional teams to provide or accommodate quality care to clients across the lifespan in a variety of settings, while respecting the diversity of individuals, groups, and communities.																																																															
Program	ATRG					HLHP																																																										
	Objectives Measured		Target		Sample	Objectives Measured		Target		Sample																																																						
						PG3;SLO2;M3		75% > 4.0		HSC5420																																																						
Results	<div>Percent on Target (#1)</div> <table><thead><tr><th></th><th>Target</th><th>2019</th><th>2020</th><th>2021</th><th>2022</th></tr></thead><tbody><tr><td>All</td><td>75</td><td>0</td><td>75</td><td></td><td></td></tr><tr><td>ATRG</td><td>75</td><td></td><td></td><td></td><td></td></tr><tr><td>HLHP</td><td>75</td><td>0</td><td>75</td><td></td><td></td></tr></tbody></table>						Target	2019	2020	2021	2022	All	75	0	75			ATRG	75					HLHP	75	0	75			<div>Strength Portfolio 1 Targets</div>																																		
		Target	2019	2020	2021	2022																																																										
All	75	0	75																																																													
ATRG	75																																																															
HLHP	75	0	75																																																													
	<div>Average Scores (#1)</div> <table><thead><tr><th></th><th>Target</th><th>2019</th><th>2020</th><th>2021</th><th>2022</th></tr></thead><tbody><tr><td>Use of Evidence</td><td>4</td><td>3.00</td><td>4.50</td><td></td><td></td></tr><tr><td>Job Description</td><td>4</td><td>3.00</td><td>5.00</td><td></td><td></td></tr><tr><td>Needs Analysis</td><td>4</td><td>2.00</td><td>4.50</td><td></td><td></td></tr><tr><td>Testing Procedures and Results</td><td>4</td><td>3.00</td><td>4.25</td><td></td><td></td></tr><tr><td>Discussion and Conclusions</td><td>4</td><td>3.00</td><td>4.75</td><td></td><td></td></tr><tr><td>Organization and Length</td><td>4</td><td>3.00</td><td>4.00</td><td></td><td></td></tr><tr><td>Mechanics and Professional Tone</td><td>4</td><td>2.00</td><td>4.50</td><td></td><td></td></tr><tr><td>In-Text Citations and References</td><td>4</td><td>4.00</td><td>4.50</td><td></td><td></td></tr></tbody></table>						Target	2019	2020	2021	2022	Use of Evidence	4	3.00	4.50			Job Description	4	3.00	5.00			Needs Analysis	4	2.00	4.50			Testing Procedures and Results	4	3.00	4.25			Discussion and Conclusions	4	3.00	4.75			Organization and Length	4	3.00	4.00			Mechanics and Professional Tone	4	2.00	4.50			In-Text Citations and References	4	4.00	4.50			<div>Strength Portfolio 1 Scores</div>				
	Target	2019	2020	2021	2022																																																											
Use of Evidence	4	3.00	4.50																																																													
Job Description	4	3.00	5.00																																																													
Needs Analysis	4	2.00	4.50																																																													
Testing Procedures and Results	4	3.00	4.25																																																													
Discussion and Conclusions	4	3.00	4.75																																																													
Organization and Length	4	3.00	4.00																																																													
Mechanics and Professional Tone	4	2.00	4.50																																																													
In-Text Citations and References	4	4.00	4.50																																																													

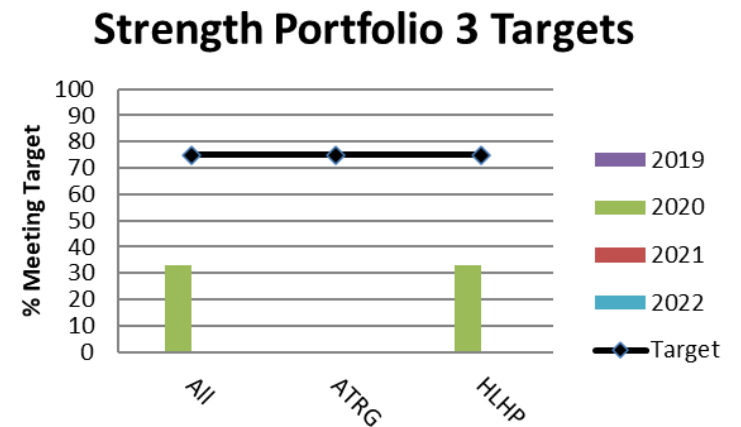
Percent on Target (#2)					
	Target	2019	2020	2021	2022
All	75	0	100		
ATRG	75				
HLHP	75	0	100		



Average Scores (#2)					
	Target	2019	2020	2021	2022
Use of Evidence	4	3.00	5.00		
Program Continuity	4	4.00	5.00		
Prescription Accuracy	4	4.00	5.00		
Tables	4	3.00	4.33		
Discussion & Conclusions	4	3.00	4.67		
Organization & Length	4	3.00	4.67		
Mechanics & Professional Tone	4	3.00	4.67		
In-Text Citations & References	4	4.00	4.67		



Percent on Target (#3)					
	Target	2019	2020	2021	2022
All	75	0	33		
ATRG	75				
HLHP	75	0	33		



	<div>Average Scores (#3)</div> <table><thead><tr><th></th><th>Target</th><th>2019</th><th>2020</th><th>2021</th><th>2022</th></tr></thead><tbody><tr><td>Use of Evidence</td><td>4</td><td>3.00</td><td>4.67</td><td></td><td></td></tr><tr><td>Discussion and Conclusions</td><td>4</td><td>3.00</td><td>4.00</td><td></td><td></td></tr><tr><td>Organization and Length</td><td>4</td><td>4.00</td><td>3.00</td><td></td><td></td></tr><tr><td>Mechanics & Professional Tone</td><td>4</td><td>3.00</td><td>4.67</td><td></td><td></td></tr><tr><td>In-Text Citations & References</td><td>4</td><td>4.00</td><td>1.00</td><td></td><td></td></tr><tr><td>Operating Guidelines</td><td>4</td><td>4.00</td><td>4.00</td><td></td><td></td></tr><tr><td>Facility Plan/Drawing</td><td>4</td><td>4.00</td><td>4.33</td><td></td><td></td></tr><tr><td>Alignment</td><td>4</td><td>3.00</td><td>5.00</td><td></td><td></td></tr></tbody></table>						Target	2019	2020	2021	2022	Use of Evidence	4	3.00	4.67			Discussion and Conclusions	4	3.00	4.00			Organization and Length	4	4.00	3.00			Mechanics & Professional Tone	4	3.00	4.67			In-Text Citations & References	4	4.00	1.00			Operating Guidelines	4	4.00	4.00			Facility Plan/Drawing	4	4.00	4.33			Alignment	4	3.00	5.00			<div>Strength Portfolio 3 Scores</div>	
	Target	2019	2020	2021	2022																																																								
Use of Evidence	4	3.00	4.67																																																										
Discussion and Conclusions	4	3.00	4.00																																																										
Organization and Length	4	4.00	3.00																																																										
Mechanics & Professional Tone	4	3.00	4.67																																																										
In-Text Citations & References	4	4.00	1.00																																																										
Operating Guidelines	4	4.00	4.00																																																										
Facility Plan/Drawing	4	4.00	4.33																																																										
Alignment	4	3.00	5.00																																																										
Narrative	The results of the three portfolio sections show that the one student enrolled in FA19 was an outlier for assignment targets. All three students in the cohort met expectations for both Portfolio sections #1 and #2. One possible explanation for only one of three students meeting expectations for Portfolio #3 is the due date for this assignment was moved back two weeks as a result of the face-to-face final exam. It appears the three students chose to complete this assignment once they had a better sense of their overall grade and submitted lower quality work knowing it would not impact their grade in the course. Since these students take an entire graduate course on the content needed for Portfolio #3, it is unlikely that the work was lower quality as a result of a lack of understanding.																																																												
	#1 ATRG: no data HLHP: 3/4		#2 ATRG: no data HLHP: 3/3		#3 ATRG: no data HLHP: 1/3																																																								
Plan	The project will be given in the same form in 2021-2022.																																																												
Timeline for Improvement	Collect data in Fall 2021 (J. Koshuta)																																																												

Description	Strength Portfolio Presentation	
Outcome	Students will work collaboratively through interprofessional teams to provide or accommodate quality care to clients across the lifespan in a variety of settings, while respecting the diversity of individuals, groups, and communities.	
Program	ATRG	HLHP

	Objectives Measured	Target	Sample	Objectives Measured	Target	Sample																																																																													
				PG2;SLO2;M4	75% > 4.0	HSCS5420																																																																													
Results	<div>Percent on Target (#4)</div> <table><tr><td></td><td>Target</td><td>2019</td><td>2020</td><td>2021</td><td>2022</td></tr><tr><td>All</td><td>75</td><td>0</td><td>100</td><td></td><td></td></tr><tr><td>ATRG</td><td>75</td><td></td><td></td><td></td><td></td></tr><tr><td>HLHP</td><td>75</td><td>0</td><td>100</td><td></td><td></td></tr></table>				Target	2019	2020	2021	2022	All	75	0	100			ATRG	75					HLHP	75	0	100			<div>Strength Portfolio Presentation Targets</div> <table><thead><tr><th>Group</th><th>2019</th><th>2020</th><th>2021</th><th>2022</th></tr></thead><tbody><tr><td>All</td><td>75</td><td>100</td><td>75</td><td>75</td></tr><tr><td>ATRG</td><td>75</td><td>75</td><td>75</td><td>75</td></tr><tr><td>HLHP</td><td>75</td><td>100</td><td>75</td><td>75</td></tr></tbody></table>			Group	2019	2020	2021	2022	All	75	100	75	75	ATRG	75	75	75	75	HLHP	75	100	75	75																																	
		Target	2019	2020	2021	2022																																																																													
All	75	0	100																																																																																
ATRG	75																																																																																		
HLHP	75	0	100																																																																																
Group	2019	2020	2021	2022																																																																															
All	75	100	75	75																																																																															
ATRG	75	75	75	75																																																																															
HLHP	75	100	75	75																																																																															
	<div>Average Scores (#4)</div> <table><tr><td></td><td>Target</td><td>2019</td><td>2020</td><td>2021</td><td>2022</td></tr><tr><td>Appearance</td><td>4</td><td>5.00</td><td>5.00</td><td></td><td></td></tr><tr><td>Delivery and Eye Contact</td><td>4</td><td>4.00</td><td>5.00</td><td></td><td></td></tr><tr><td>Methods/Project Description</td><td>4</td><td>3.00</td><td>5.00</td><td></td><td></td></tr><tr><td>Organization and Visual Aids</td><td>4</td><td>3.00</td><td>4.67</td><td></td><td></td></tr><tr><td>Results, Discussion, & Recommendations</td><td>4</td><td>4.00</td><td>5.00</td><td></td><td></td></tr><tr><td>Use of Evidence</td><td>4</td><td>3.00</td><td>4.00</td><td></td><td></td></tr></table>				Target	2019	2020	2021	2022	Appearance	4	5.00	5.00			Delivery and Eye Contact	4	4.00	5.00			Methods/Project Description	4	3.00	5.00			Organization and Visual Aids	4	3.00	4.67			Results, Discussion, & Recommendations	4	4.00	5.00			Use of Evidence	4	3.00	4.00			<div>Strength Portfolio Presentation Scores</div> <table><thead><tr><th>Category</th><th>2019</th><th>2020</th><th>2021</th><th>2022</th></tr></thead><tbody><tr><td>Appearance</td><td>5.00</td><td>5.00</td><td>5.00</td><td>5.00</td></tr><tr><td>Delivery and Eye Contact</td><td>4.00</td><td>5.00</td><td>5.00</td><td>5.00</td></tr><tr><td>Methods/Project Description</td><td>3.00</td><td>5.00</td><td>5.00</td><td>5.00</td></tr><tr><td>Organization and Visual Aids</td><td>3.00</td><td>4.67</td><td>5.00</td><td>5.00</td></tr><tr><td>Results, Discussion, & Recommendations</td><td>4.00</td><td>5.00</td><td>5.00</td><td>5.00</td></tr><tr><td>Use of Evidence</td><td>3.00</td><td>4.00</td><td>5.00</td><td>5.00</td></tr></tbody></table>			Category	2019	2020	2021	2022	Appearance	5.00	5.00	5.00	5.00	Delivery and Eye Contact	4.00	5.00	5.00	5.00	Methods/Project Description	3.00	5.00	5.00	5.00	Organization and Visual Aids	3.00	4.67	5.00	5.00	Results, Discussion, & Recommendations	4.00	5.00	5.00	5.00	Use of Evidence	3.00	4.00	5.00	5.00
	Target	2019	2020	2021	2022																																																																														
Appearance	4	5.00	5.00																																																																																
Delivery and Eye Contact	4	4.00	5.00																																																																																
Methods/Project Description	4	3.00	5.00																																																																																
Organization and Visual Aids	4	3.00	4.67																																																																																
Results, Discussion, & Recommendations	4	4.00	5.00																																																																																
Use of Evidence	4	3.00	4.00																																																																																
Category	2019	2020	2021	2022																																																																															
Appearance	5.00	5.00	5.00	5.00																																																																															
Delivery and Eye Contact	4.00	5.00	5.00	5.00																																																																															
Methods/Project Description	3.00	5.00	5.00	5.00																																																																															
Organization and Visual Aids	3.00	4.67	5.00	5.00																																																																															
Results, Discussion, & Recommendations	4.00	5.00	5.00	5.00																																																																															
Use of Evidence	3.00	4.00	5.00	5.00																																																																															
Narrative	As was the case with the written portion, the FA19 student proved to be an outlier. The three students in the cohort provided high quality presentations. A deduction that was consistent for all three was related to the integration and citation of sources within presentations. This group was educated about this skill after their presentations and this will be emphasized for future cohorts.																																																																																		
Plan	<div><div></div>The project will be given in the same form in 2021-2022.</div>																																																																																		
Timeline for Improvement	<div><div></div>Collect data in Fall 2021 (J. Koshuta)</div>																																																																																		

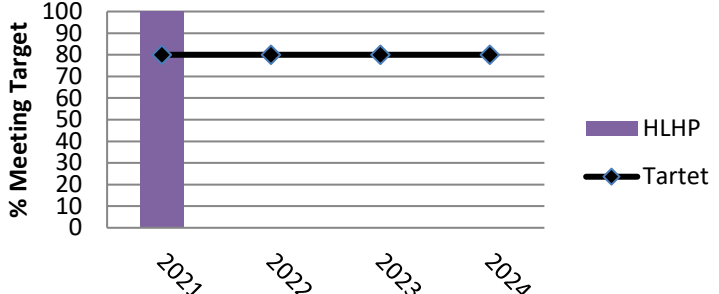
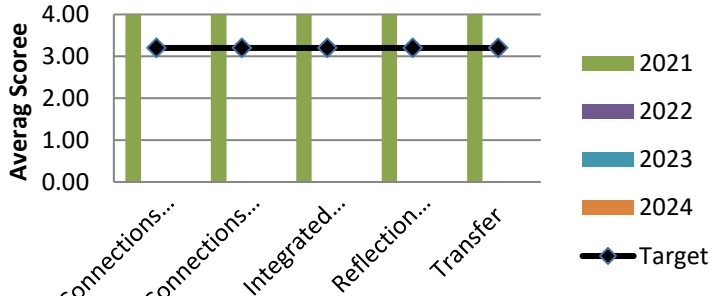
Description	Taping Practical Exams					
Outcome	Students will work collaboratively through interprofessional teams to provide or accommodate quality care to clients across the lifespan in a variety of settings, while respecting the diversity of individuals, groups, and communities.					
Program	ATRG			HLHP		
	Objectives Measured	Target	Sample	Objectives Measured	Target	Sample
	PG3;SLO2;M17	77% > 84% on the exams	ATRG5120	PG3;SLO2;M4	77% > 84% on the exams	ATRG5120
Results	Percent on Target No data (no students enrolled)					
	Average Scores No data (no students enrolled)					
Narrative	This assessment was developed midyear; the first data will be collected in Summer 2021. ATRG: no data HLHP: no data					
Plan	<ul style="list-style-type: none">n/a					
Timeline for Improvement	<ul style="list-style-type: none">Summer 2021 (A. Dondanville and B. Reynolds)					

Description	Patient Experience Exam Questions					
Outcome	Students will integrate knowledge, skills, and values from the arts and sciences to engage in critical and creative dialogue through discovery, analysis, and communication.					
Program	ATRG			HLHP		
	Objectives Measured	Target	Sample	Objectives Measured	Target	Sample
	PG2;SLO1;M9	77% of questions correct	ATRG5125	PG3;SLO2;M5	77% of questions correct	ATRG5125
Results	Percent on Target No data					
	Average Scores No data					
Narrative	This assessment was developed midyear; the first data will be collected in summer 2021. ATRG: no data HLHP: no data					
Plan	<ul style="list-style-type: none">n/a					
Timeline for Improvement	<ul style="list-style-type: none">Summer 2021 (E. McKinney)					

Description	Intervention Strategy Project																																																																																																											
Outcome	Students will integrate knowledge, skills, and values from the arts and sciences to engage in critical and creative dialogue through discovery, analysis, and communication.																																																																																																											
Program	ATRG						HLHP																																																																																																					
	Objectives Measured		Target		Sample		Objectives Measured		Target		Sample																																																																																																	
	PG2;SLO1;M6		80% > 4.0		HSCS5301 or HSCS5340		PG3;SLO2;M6		80% > 4.0		HSCS5301 and HSCS5340																																																																																																	
Results	<div>Percent on Target</div> <table><thead><tr><th></th><th>Target</th><th>2021</th><th>2022</th><th>2023</th><th>2024</th></tr></thead><tbody><tr><td>All</td><td>80</td><td>100</td><td></td><td></td><td></td></tr><tr><td>ATRG HSCS5301</td><td>80</td><td>-</td><td></td><td></td><td></td></tr><tr><td>ATRG HSCS5340</td><td>80</td><td>-</td><td></td><td></td><td></td></tr><tr><td>HLHP HSCS5301</td><td>80</td><td>100</td><td></td><td></td><td></td></tr><tr><td>HLHP HSCS5340</td><td>80</td><td>100</td><td></td><td></td><td></td></tr></tbody></table>							Target	2021	2022	2023	2024	All	80	100				ATRG HSCS5301	80	-				ATRG HSCS5340	80	-				HLHP HSCS5301	80	100				HLHP HSCS5340	80	100				<div>Intervnetion Project Targets</div> <table><thead><tr><th>Category</th><th>2021</th><th>2022</th><th>2023</th><th>2024</th><th>Target</th></tr></thead><tbody><tr><td>All</td><td>100</td><td>100</td><td>100</td><td>100</td><td>80</td></tr><tr><td>ATRG HSCS5301</td><td>-</td><td>-</td><td>-</td><td>-</td><td>80</td></tr><tr><td>ATRG HSCS5340</td><td>-</td><td>-</td><td>-</td><td>-</td><td>80</td></tr><tr><td>HLHP HSCS5301</td><td>100</td><td>100</td><td>100</td><td>100</td><td>80</td></tr><tr><td>HLHP HSCS5340</td><td>100</td><td>100</td><td>100</td><td>100</td><td>80</td></tr></tbody></table>						Category	2021	2022	2023	2024	Target	All	100	100	100	100	80	ATRG HSCS5301	-	-	-	-	80	ATRG HSCS5340	-	-	-	-	80	HLHP HSCS5301	100	100	100	100	80	HLHP HSCS5340	100	100	100	100	80																								
	Target	2021	2022	2023	2024																																																																																																							
All	80	100																																																																																																										
ATRG HSCS5301	80	-																																																																																																										
ATRG HSCS5340	80	-																																																																																																										
HLHP HSCS5301	80	100																																																																																																										
HLHP HSCS5340	80	100																																																																																																										
Category	2021	2022	2023	2024	Target																																																																																																							
All	100	100	100	100	80																																																																																																							
ATRG HSCS5301	-	-	-	-	80																																																																																																							
ATRG HSCS5340	-	-	-	-	80																																																																																																							
HLHP HSCS5301	100	100	100	100	80																																																																																																							
HLHP HSCS5340	100	100	100	100	80																																																																																																							
	<div>Average Scores</div> <table><thead><tr><th></th><th>Target</th><th>2021</th><th>2022</th><th>2023</th><th>2024</th></tr></thead><tbody><tr><td>Connection to Health</td><td>4</td><td>5.00</td><td></td><td></td><td></td></tr><tr><td>Mechanics</td><td>4</td><td>5.00</td><td></td><td></td><td></td></tr><tr><td>Organization & Length</td><td>4</td><td>4.50</td><td></td><td></td><td></td></tr><tr><td>Strategy Development</td><td>4</td><td>5.00</td><td></td><td></td><td></td></tr><tr><td>Summarize Condition</td><td>4</td><td>4.83</td><td></td><td></td><td></td></tr><tr><td>HSCS5301 Average</td><td>4</td><td>4.80</td><td></td><td></td><td></td></tr><tr><td>HSCS340 Average</td><td>4</td><td>4.93</td><td></td><td></td><td></td></tr></tbody></table>							Target	2021	2022	2023	2024	Connection to Health	4	5.00				Mechanics	4	5.00				Organization & Length	4	4.50				Strategy Development	4	5.00				Summarize Condition	4	4.83				HSCS5301 Average	4	4.80				HSCS340 Average	4	4.93				<div>Intervention Project Section Scores</div> <table><thead><tr><th>Category</th><th>2021</th><th>2022</th><th>2023</th><th>2024</th><th>Target</th></tr></thead><tbody><tr><td>Connection to Health</td><td>5.00</td><td>5.00</td><td>5.00</td><td>5.00</td><td>4.00</td></tr><tr><td>Mechanics</td><td>5.00</td><td>5.00</td><td>5.00</td><td>5.00</td><td>4.00</td></tr><tr><td>Organization & Length</td><td>4.50</td><td>4.50</td><td>4.50</td><td>4.50</td><td>4.00</td></tr><tr><td>Strategy Development</td><td>5.00</td><td>5.00</td><td>5.00</td><td>5.00</td><td>4.00</td></tr><tr><td>Summarize Condition</td><td>4.83</td><td>4.83</td><td>4.83</td><td>4.83</td><td>4.00</td></tr><tr><td>HSCS5301 Average</td><td>4.80</td><td>4.80</td><td>4.80</td><td>4.80</td><td>4.00</td></tr><tr><td>HSCS340 Average</td><td>4.93</td><td>4.93</td><td>4.93</td><td>4.93</td><td>4.00</td></tr></tbody></table>						Category	2021	2022	2023	2024	Target	Connection to Health	5.00	5.00	5.00	5.00	4.00	Mechanics	5.00	5.00	5.00	5.00	4.00	Organization & Length	4.50	4.50	4.50	4.50	4.00	Strategy Development	5.00	5.00	5.00	5.00	4.00	Summarize Condition	4.83	4.83	4.83	4.83	4.00	HSCS5301 Average	4.80	4.80	4.80	4.80	4.00	HSCS340 Average	4.93	4.93	4.93	4.93	4.00
	Target	2021	2022	2023	2024																																																																																																							
Connection to Health	4	5.00																																																																																																										
Mechanics	4	5.00																																																																																																										
Organization & Length	4	4.50																																																																																																										
Strategy Development	4	5.00																																																																																																										
Summarize Condition	4	4.83																																																																																																										
HSCS5301 Average	4	4.80																																																																																																										
HSCS340 Average	4	4.93																																																																																																										
Category	2021	2022	2023	2024	Target																																																																																																							
Connection to Health	5.00	5.00	5.00	5.00	4.00																																																																																																							
Mechanics	5.00	5.00	5.00	5.00	4.00																																																																																																							
Organization & Length	4.50	4.50	4.50	4.50	4.00																																																																																																							
Strategy Development	5.00	5.00	5.00	5.00	4.00																																																																																																							
Summarize Condition	4.83	4.83	4.83	4.83	4.00																																																																																																							
HSCS5301 Average	4.80	4.80	4.80	4.80	4.00																																																																																																							
HSCS340 Average	4.93	4.93	4.93	4.93	4.00																																																																																																							

Narrative	<p>All students (3/3) met the requirement for this assignment. With this being assigned as a four-part semester long project, the students had multiple opportunities to consider modifications and address the shortcomings in their interventions. In addition, all three students were very strong writers and researchers.</p> <p>ATRG: no data HLHP: 3/3 and 3/3</p>
Plan	<ul style="list-style-type: none"> • Consider modifying the requirements of this assignment to increase rigor and be more reflective of graduate-level work. This could include more detailed descriptions of formatting (APA, MLA, and/or AMA). • The first ATRG graduate student should complete these courses in Spring 2022.
Timeline for Improvement	<ul style="list-style-type: none"> • Spring 2022 (B. Reynolds and G. Ryan)

Description	AT Conference Advertisement					
Outcome	Through civic engagement, personal growth, and ethical reasoning, students will demonstrate responsible, global citizenship by upholding high professional standards.					
Program	ATRG			HLHP		
	Objectives Measured	Target	Sample	Objectives Measured	Target	Sample
	PG4;SLO3;M4 QEP6	77% >4.0	ATRG6402	PG3;SLO2;M7 QEP6	77% >4.0	ATRG6402
Results	Percent on Target No data			Percent on Target		
	Average Scores No data			Average Scores		
Narrative	No data. Due to not having any graduate athletic training students enrolled in the course and regional COVID-19 restrictions, there was no Athletic Training Conference hosted in Fall 2020. Data will be collected for the first time in Fall 2021 when the summer 2020 cohort of students takes this course. ATRG: HLHP:					
Plan	<ul style="list-style-type: none">Use the new rubric and assignment in Fall 2021					
Timeline for Improvement	<ul style="list-style-type: none">December 2021 (M. McKinney)					

Description	Capstone Reflection																																																																																	
Outcome	Through civic engagement, personal growth, and ethical reasoning, students will demonstrate responsible, global citizenship by upholding high professional standards.																																																																																	
Program	ATRG					HLHP																																																																												
	Objectives Measured		Target		Sample	Objectives Measured		Target		Sample																																																																								
	PG4;SLO3;M8 QEP5		80% >3.2		ATRG6420	PG3;SLO2;M8 QEP5		80% >3.2		HSCS5499																																																																								
Results	<div>Targets</div> <table><tr><td></td><td>2021</td><td>2022</td><td>2023</td><td>2024</td></tr><tr><td>Tartet</td><td>80</td><td>80</td><td>80</td><td>80</td></tr><tr><td>ATRG</td><td>-</td><td></td><td></td><td></td></tr><tr><td>HLHP</td><td>100</td><td></td><td></td><td></td></tr></table>						2021	2022	2023	2024	Tartet	80	80	80	80	ATRG	-				HLHP	100				<div>Final Reflection Targets</div>  <table><caption>Final Reflection Targets Data</caption><thead><tr><th>Year</th><th>HLHP (% Meeting Target)</th><th>Tartet (% Meeting Target)</th></tr></thead><tbody><tr><td>2021</td><td>100</td><td>80</td></tr><tr><td>2022</td><td>-</td><td>80</td></tr><tr><td>2023</td><td>-</td><td>80</td></tr><tr><td>2024</td><td>-</td><td>80</td></tr></tbody></table>					Year	HLHP (% Meeting Target)	Tartet (% Meeting Target)	2021	100	80	2022	-	80	2023	-	80	2024	-	80																																					
	2021	2022	2023	2024																																																																														
Tartet	80	80	80	80																																																																														
ATRG	-																																																																																	
HLHP	100																																																																																	
Year	HLHP (% Meeting Target)	Tartet (% Meeting Target)																																																																																
2021	100	80																																																																																
2022	-	80																																																																																
2023	-	80																																																																																
2024	-	80																																																																																
	<div>Average Scores</div> <table><tr><td></td><td>Target</td><td>2021</td><td>2022</td><td>2023</td><td>2024</td></tr><tr><td>Connections to Discipline</td><td>3.2</td><td>4.00</td><td></td><td></td><td></td></tr><tr><td>Connections to Experience</td><td>3.2</td><td>4.00</td><td></td><td></td><td></td></tr><tr><td>Integrated Communication</td><td>3.2</td><td>4.00</td><td></td><td></td><td></td></tr><tr><td>Reflection and Self-Assessment</td><td>3.2</td><td>4.00</td><td></td><td></td><td></td></tr><tr><td>Transfer</td><td>3.2</td><td>4.00</td><td></td><td></td><td></td></tr></table>						Target	2021	2022	2023	2024	Connections to Discipline	3.2	4.00				Connections to Experience	3.2	4.00				Integrated Communication	3.2	4.00				Reflection and Self-Assessment	3.2	4.00				Transfer	3.2	4.00				<div>Final Reflection Content Scores</div>  <table><caption>Final Reflection Content Scores Data</caption><thead><tr><th>Category</th><th>2021</th><th>2022</th><th>2023</th><th>2024</th><th>Target</th></tr></thead><tbody><tr><td>Connections to Discipline</td><td>4.00</td><td>-</td><td>-</td><td>-</td><td>3.2</td></tr><tr><td>Connections to Experience</td><td>4.00</td><td>-</td><td>-</td><td>-</td><td>3.2</td></tr><tr><td>Integrated Communication</td><td>4.00</td><td>-</td><td>-</td><td>-</td><td>3.2</td></tr><tr><td>Reflection and Self-Assessment</td><td>4.00</td><td>-</td><td>-</td><td>-</td><td>3.2</td></tr><tr><td>Transfer</td><td>4.00</td><td>-</td><td>-</td><td>-</td><td>3.2</td></tr></tbody></table>					Category	2021	2022	2023	2024	Target	Connections to Discipline	4.00	-	-	-	3.2	Connections to Experience	4.00	-	-	-	3.2	Integrated Communication	4.00	-	-	-	3.2	Reflection and Self-Assessment	4.00	-	-	-	3.2	Transfer	4.00	-	-	-	3.2
	Target	2021	2022	2023	2024																																																																													
Connections to Discipline	3.2	4.00																																																																																
Connections to Experience	3.2	4.00																																																																																
Integrated Communication	3.2	4.00																																																																																
Reflection and Self-Assessment	3.2	4.00																																																																																
Transfer	3.2	4.00																																																																																
Category	2021	2022	2023	2024	Target																																																																													
Connections to Discipline	4.00	-	-	-	3.2																																																																													
Connections to Experience	4.00	-	-	-	3.2																																																																													
Integrated Communication	4.00	-	-	-	3.2																																																																													
Reflection and Self-Assessment	4.00	-	-	-	3.2																																																																													
Transfer	4.00	-	-	-	3.2																																																																													
Narrative	This is the first year of data collection for graduate students. This target was met at 100% (3/3) for the students enrolled in the HLHP program. The internship experience factored heavily in their reflections as being important to making the connections between the classroom and “real life”. There were no ATRG students enrolled this year.																																																																																	

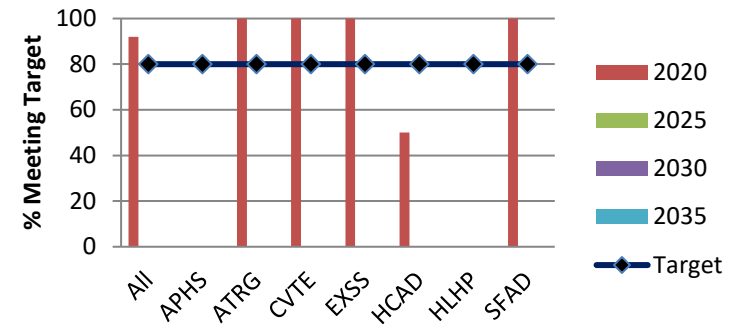
	<p>ATRG: no data</p> <p>HLHP: 3/3</p>
Plan	<ul style="list-style-type: none"> • Administer the assessment in the same format next year. The first ATRG graduate student should complete their capstone project in Spring 2022.
Timeline for Improvement	<ul style="list-style-type: none"> • Spring 2022 (all faculty)

Description	Alumni Survey																																																																																																																					
Outcome	Through civic engagement, personal growth, and ethical reasoning, students will demonstrate responsible, global citizenship by upholding high professional standards.																																																																																																																					
Program	ATRG					HLHP																																																																																																																
	Objectives Measured	Target		Sample		Objectives Measured	Target		Sample																																																																																																													
	PG4;SLO3;M11	Attributes 80% >5.25 SLOs 80% > 4.8		Alumni every 5 years		PG4;SLO3;M1	Attributes 80% >5.25 SLOs 80% > 4.8		Alumni every 5 years																																																																																																													
Results	<div>Attributes Percent on Target 2020-2021</div> <table><thead><tr><th></th><th>Target</th><th>2020</th><th>2025</th><th>2030</th><th>2035</th></tr></thead><tbody><tr><td>All</td><td>80</td><td>94</td><td></td><td></td><td></td></tr><tr><td>APHS</td><td>80</td><td></td><td></td><td></td><td></td></tr><tr><td>ATRG</td><td>80</td><td>100</td><td></td><td></td><td></td></tr><tr><td>CVTE</td><td>80</td><td>100</td><td></td><td></td><td></td></tr><tr><td>EXSS</td><td>80</td><td>75</td><td></td><td></td><td></td></tr><tr><td>HCAD</td><td>80</td><td>100</td><td></td><td></td><td></td></tr><tr><td>HLHP</td><td>80</td><td></td><td></td><td></td><td></td></tr><tr><td>SFAD</td><td>80</td><td>100</td><td></td><td></td><td></td></tr></tbody></table>						Target	2020	2025	2030	2035	All	80	94				APHS	80					ATRG	80	100				CVTE	80	100				EXSS	80	75				HCAD	80	100				HLHP	80					SFAD	80	100				<div>Alumni Survey Attribute Targets</div> <table><thead><tr><th>Attribute</th><th>2020</th><th>2025</th><th>2030</th><th>2035</th><th>Target</th></tr></thead><tbody><tr><td>All</td><td>94</td><td></td><td></td><td></td><td>80</td></tr><tr><td>APHS</td><td></td><td></td><td></td><td></td><td>80</td></tr><tr><td>ATRG</td><td>100</td><td></td><td></td><td></td><td>80</td></tr><tr><td>CVTE</td><td>100</td><td></td><td></td><td></td><td>80</td></tr><tr><td>EXSS</td><td>75</td><td></td><td></td><td></td><td>80</td></tr><tr><td>HCAD</td><td>100</td><td></td><td></td><td></td><td>80</td></tr><tr><td>HLHP</td><td></td><td></td><td></td><td></td><td>80</td></tr><tr><td>SFAD</td><td>100</td><td></td><td></td><td></td><td>80</td></tr></tbody></table>					Attribute	2020	2025	2030	2035	Target	All	94				80	APHS					80	ATRG	100				80	CVTE	100				80	EXSS	75				80	HCAD	100				80	HLHP					80	SFAD	100				80
	Target	2020	2025	2030	2035																																																																																																																	
All	80	94																																																																																																																				
APHS	80																																																																																																																					
ATRG	80	100																																																																																																																				
CVTE	80	100																																																																																																																				
EXSS	80	75																																																																																																																				
HCAD	80	100																																																																																																																				
HLHP	80																																																																																																																					
SFAD	80	100																																																																																																																				
Attribute	2020	2025	2030	2035	Target																																																																																																																	
All	94				80																																																																																																																	
APHS					80																																																																																																																	
ATRG	100				80																																																																																																																	
CVTE	100				80																																																																																																																	
EXSS	75				80																																																																																																																	
HCAD	100				80																																																																																																																	
HLHP					80																																																																																																																	
SFAD	100				80																																																																																																																	
	<div>Attribute Average Scores 2020-2021</div> <table><thead><tr><th></th><th>Target</th><th>2020</th><th>2025</th><th>2030</th><th>2035</th></tr></thead><tbody><tr><td>My major adequately prepared me for my current professional position.</td><td>5.25</td><td>5.72</td><td></td><td></td><td></td></tr><tr><td>My major adequately prepared me to take credentialing exams (athletic training and cardiovascular tech).</td><td>5.25</td><td>5.60</td><td></td><td></td><td></td></tr><tr><td>The academic courses at Piedmont were diverse and provided a well-rounded educational experience.</td><td>5.25</td><td>5.91</td><td></td><td></td><td></td></tr><tr><td>The clinical and/or internship experiences helped me decide which aspect of my major program I wished to pursue as a career.</td><td>5.25</td><td>5.88</td><td></td><td></td><td></td></tr><tr><td>The Piedmont faculty understood current professional trends and areas of interest.</td><td>5.25</td><td>5.63</td><td></td><td></td><td></td></tr><tr><td>Average</td><td>5.25</td><td>5.76</td><td></td><td></td><td></td></tr></tbody></table>						Target	2020	2025	2030	2035	My major adequately prepared me for my current professional position.	5.25	5.72				My major adequately prepared me to take credentialing exams (athletic training and cardiovascular tech).	5.25	5.60				The academic courses at Piedmont were diverse and provided a well-rounded educational experience.	5.25	5.91				The clinical and/or internship experiences helped me decide which aspect of my major program I wished to pursue as a career.	5.25	5.88				The Piedmont faculty understood current professional trends and areas of interest.	5.25	5.63				Average	5.25	5.76				<div>Alumni Survey Attribute Averages</div> <table><thead><tr><th>Attribute</th><th>2020</th><th>2025</th><th>2030</th><th>2035</th><th>Target</th></tr></thead><tbody><tr><td>My major...</td><td>5.72</td><td></td><td></td><td></td><td>5.25</td></tr><tr><td>My major...</td><td>5.60</td><td></td><td></td><td></td><td>5.25</td></tr><tr><td>The academic...</td><td>5.91</td><td></td><td></td><td></td><td>5.25</td></tr><tr><td>The clinical and/or...</td><td>5.88</td><td></td><td></td><td></td><td>5.25</td></tr><tr><td>The Piedmont...</td><td>5.63</td><td></td><td></td><td></td><td>5.25</td></tr><tr><td>Average</td><td>5.76</td><td></td><td></td><td></td><td>5.25</td></tr></tbody></table>					Attribute	2020	2025	2030	2035	Target	My major...	5.72				5.25	My major...	5.60				5.25	The academic...	5.91				5.25	The clinical and/or...	5.88				5.25	The Piedmont...	5.63				5.25	Average	5.76				5.25																								
	Target	2020	2025	2030	2035																																																																																																																	
My major adequately prepared me for my current professional position.	5.25	5.72																																																																																																																				
My major adequately prepared me to take credentialing exams (athletic training and cardiovascular tech).	5.25	5.60																																																																																																																				
The academic courses at Piedmont were diverse and provided a well-rounded educational experience.	5.25	5.91																																																																																																																				
The clinical and/or internship experiences helped me decide which aspect of my major program I wished to pursue as a career.	5.25	5.88																																																																																																																				
The Piedmont faculty understood current professional trends and areas of interest.	5.25	5.63																																																																																																																				
Average	5.25	5.76																																																																																																																				
Attribute	2020	2025	2030	2035	Target																																																																																																																	
My major...	5.72				5.25																																																																																																																	
My major...	5.60				5.25																																																																																																																	
The academic...	5.91				5.25																																																																																																																	
The clinical and/or...	5.88				5.25																																																																																																																	
The Piedmont...	5.63				5.25																																																																																																																	
Average	5.76				5.25																																																																																																																	

SLO Percent on Target 2020-2021

	Target	2020	2025	2030	2035
All	80	92			
APHS	80				
ATRG	80	100			
CVTE	80	100			
EXSS	80	100			
HCAD	80	50			
HLHP	80				
SFAD	80	100			

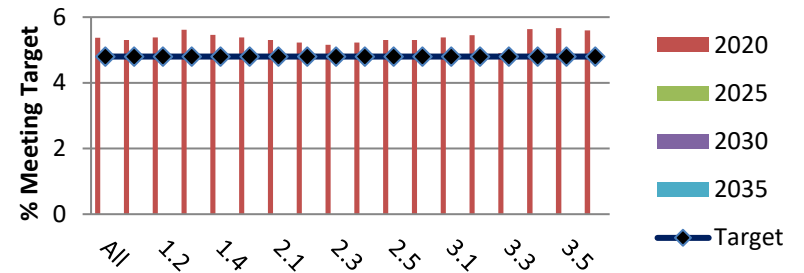
Alumni Survey SLO Targets



SLO Average Scores 2020-2021

	Target	2020	2025	2030	2035
All	4.8	5.37			
1.1	4.8	5.31			
1.2	4.8	5.38			
1.3	4.8	5.62			
1.4	4.8	5.46			
1.5	4.8	5.38			
2.1	4.8	5.31			
2.2	4.8	5.23			
2.3	4.8	5.15			
2.4	4.8	5.23			
2.5	4.8	5.31			
2.6	4.8	5.31			
3.1	4.8	5.38			
3.2	4.8	5.45			
3.3	4.8	4.91			
3.4	4.8	5.64			
3.5	4.8	5.67			
3.6	4.8	5.60			

Alumni Survey Attribute Targets

**Narrative**

This target was met as 100% of undergraduate program alumni (4/4) rated program attributes >5.25 and all SLOs averaged >4.8. This is the first time the alumni survey has been administered, and includes only data from the undergraduate program. The first graduate students will finish the program in 2022.

ATRG: 4/4 (undergraduate alumni)

HLHP: no data

Plan	<ul style="list-style-type: none">• The survey will be next administered in 2025.
Timeline for Improvement	<ul style="list-style-type: none">• Fall 2025 (A. Dondanville)

Description	Legislation Proposal					
Outcome	Through civic engagement, personal growth, and ethical reasoning, students will demonstrate responsible, global citizenship by upholding high professional standards.					
Program	ATRG			HLHP		
	Objectives Measured	Target	Sample	Objectives Measured	Target	Sample
	PG4;SLO3;M7 QEP3	77% >4.0	HSCS5411	PG4;SLO3;M2 QEP3	77% >4.0	HSCS411
Results	Percent on Target No data (no students enrolled)			Percent on Target No data (no students enrolled)		
	Average Scores No data (no students enrolled)			Average Scores No data (no students enrolled)		
Narrative	The first students will be enrolled in 2021-2022. ATRG: HLHP:					
Plan	<ul style="list-style-type: none">The first HLHP graduate student should complete these courses in Summer 2021.The first ATRG graduate student should complete these courses in Summer 2021.					
Timeline for Improvement	<ul style="list-style-type: none">Summer 2021 (A. Dondanville)					

Description	Resume Development																																																					
Outcome	Through civic engagement, personal growth, and ethical reasoning, students will demonstrate responsible, global citizenship by upholding high professional standards.																																																					
Program	ATRG			HLHP																																																		
	Objectives Measured	Target	Sample	Objectives Measured	Target	Sample																																																
	PG4;SLO3;M9	75% of B >4.0 77% of C >4.0 80% of D >4.0	ATRG5201, ATRG5221, ATRG6321, ATRG6402	PG4;SLO3;M3	77% > 4.0	ATRG6402																																																
Results	<table><thead><tr><th colspan="6">Percent on Target</th></tr><tr><th></th><th>Target</th><th>2019-2020</th><th>2020-2021</th><th>2021-2022</th><th>2022-2023</th></tr></thead><tbody><tr><td>ATRG B</td><td>75</td><td>-</td><td>75</td><td></td><td></td></tr><tr><td>ATRG C</td><td>77</td><td>-</td><td>67</td><td></td><td></td></tr><tr><td>ATRG D</td><td>80</td><td>100</td><td>-</td><td></td><td></td></tr><tr><td>HLHP</td><td>80</td><td>-</td><td>100</td><td></td><td></td></tr></tbody></table> <p>*2019-2020 Data represent final undergraduate cohort</p>			Percent on Target							Target	2019-2020	2020-2021	2021-2022	2022-2023	ATRG B	75	-	75			ATRG C	77	-	67			ATRG D	80	100	-			HLHP	80	-	100			<p>Resume Cohort Targets</p> <p>The chart displays the percentage of students meeting the target for each cohort. ATRG B and ATRG C show 0% meeting the target in 2019-2020 and 2020-2021, with ATRG B reaching 100% in 2021-2022 and ATRG C reaching 67% in 2020-2021. HLHP shows 0% in 2019-2020 and 100% in 2020-2021. ATRG D shows 100% in 2019-2020. The target line is set at 75% for ATRG B, 77% for ATRG C, 80% for ATRG D, and 80% for HLHP.</p>														
	Percent on Target																																																					
	Target	2019-2020	2020-2021	2021-2022	2022-2023																																																	
ATRG B	75	-	75																																																			
ATRG C	77	-	67																																																			
ATRG D	80	100	-																																																			
HLHP	80	-	100																																																			
	<table><thead><tr><th colspan="6">Average Scores</th></tr><tr><th></th><th>Target</th><th>2019-2020</th><th>2020-2021</th><th>2021-2022</th><th>2022-2023</th></tr></thead><tbody><tr><td>Overall Appearance/Style</td><td>4</td><td>5.00</td><td>4.08</td><td></td><td></td></tr><tr><td>Category Selection</td><td>4</td><td>4.38</td><td>4.79</td><td></td><td></td></tr><tr><td>Experience</td><td>4</td><td>4.38</td><td>4.02</td><td></td><td></td></tr><tr><td>Education</td><td>4</td><td>5.00</td><td>4.52</td><td></td><td></td></tr><tr><td>Typos/Spelling Errors</td><td>4</td><td>5.00</td><td>4.70</td><td></td><td></td></tr><tr><td>Additional Sections: Ex. Skills/Activities</td><td>4</td><td>5.00</td><td>4.20</td><td></td><td></td></tr></tbody></table> <p>*2019-2020 Data represent final undergraduate cohort</p>			Average Scores							Target	2019-2020	2020-2021	2021-2022	2022-2023	Overall Appearance/Style	4	5.00	4.08			Category Selection	4	4.38	4.79			Experience	4	4.38	4.02			Education	4	5.00	4.52			Typos/Spelling Errors	4	5.00	4.70			Additional Sections: Ex. Skills/Activities	4	5.00	4.20			<p>Resume Scores</p> <p>The chart displays the average scores for each resume category. Scores are generally high, with 2019-2020 scores being 5.00 for Overall Appearance/Style, Education, and Typos/Spelling Errors. 2020-2021 scores are 4.08 for Overall Appearance/Style, 4.79 for Category Selection, 4.02 for Experience, 4.52 for Education, and 4.70 for Typos/Spelling Errors. 2021-2022 and 2022-2023 data are not available. The target line is set at 4.0 for all categories.</p>		
	Average Scores																																																					
	Target	2019-2020	2020-2021	2021-2022	2022-2023																																																	
Overall Appearance/Style	4	5.00	4.08																																																			
Category Selection	4	4.38	4.79																																																			
Experience	4	4.38	4.02																																																			
Education	4	5.00	4.52																																																			
Typos/Spelling Errors	4	5.00	4.70																																																			
Additional Sections: Ex. Skills/Activities	4	5.00	4.20																																																			
Narrative	In the fall of 2020 all of the HLHP (3/3) and ATRG students(4/4) met the target. The lower scores in “category selection” and “experience” resulted from inaccurate terminology and ineffective descriptions of experiences. Formatting errors were minor and may have been the result of transition of creation platform (Mac to PC).																																																					

	<p>In the spring of 2021 only 67% of the ATRG students met the target of a 4.0 or greater on the rubric (2/3). All three students lacked a professional product and overall, there were formatting issues with each resume. The students also lacked details and accurate names for internships or clinical sites.</p> <p>ATRG: 5/7 (submissions fall and spring) HLHP: 3/3</p>
Plan	<ul style="list-style-type: none"> • Use the tool to assess all graduate students in ATRG6402 in Fall 2021, and all ATRG graduate students in ATRG5201 and ATRG5221.
Timeline for Improvement	<ul style="list-style-type: none"> • This assessment will be assigned again in the fall and spring of 2021-2022 for the ATRG graduate students with more instruction and discussion before submission of the assignment.

Description	Patient Safety Proposal					
Outcome	Students will work collaboratively through interprofessional teams to provide or accommodate quality care to clients across the lifespan in a variety of settings, while respecting the diversity of individuals, groups, and communities.					
Program	ATRG			HLHP		
	Objectives Measured	Target	Sample	Objectives Measured	Target	Sample
	PG3;SLO2;M6 QEP1	80% > 4.0	HSCS6411	PG4;SLO3;M4 QEP1	80% > 4.0	HSCS6411
Results	Percent on Target No data (no students enrolled)			Percent on Target No data (no students enrolled)		
	Average Scores No data (no students enrolled)			Average Scores No data (no students enrolled)		
Narrative	The first students will be enrolled in 2021-2022. ATRG: HLHP:					
Plan	<ul style="list-style-type: none">The first HLHP graduate student should complete these courses in Summer 2021.The first ATRG graduate student should complete these courses in Summer 2021.					
Timeline for Improvement	<ul style="list-style-type: none">Summer 2021 (E. McKinney)					

Description	Emergency Cardiac Care																																																																																	
Outcome	Through civic engagement, personal growth, and ethical reasoning, students will demonstrate responsible, global citizenship by upholding high professional standards.																																																																																	
Program	ATRG					HLHP																																																																												
	Objectives Measured		Target		Sample	Objectives Measured		Target		Sample																																																																								
	PG4;SLO3;M6		100% >84%		ATRG5120, ATRG5221, ATRG6321	PG4;SLO3;M5		100% >84%		ATRG5120																																																																								
Results	<div>Percent on Target</div> <table><thead><tr><th></th><th>2019-2020</th><th>2020-2021</th><th>2021-2022</th><th>2022-2023</th></tr></thead><tbody><tr><td>Target</td><td>100</td><td>100</td><td>100</td><td>100</td></tr><tr><td>Level A</td><td>100</td><td>100</td><td></td><td></td></tr><tr><td>Level C</td><td></td><td>100</td><td></td><td></td></tr><tr><td>Level D</td><td></td><td></td><td></td><td></td></tr><tr><td>HLHP</td><td>100</td><td>75</td><td></td><td></td></tr></tbody></table>						2019-2020	2020-2021	2021-2022	2022-2023	Target	100	100	100	100	Level A	100	100			Level C		100			Level D					HLHP	100	75			<div>CPRO/BLS Exam Targets</div> <table><thead><tr><th>Year</th><th>Level A</th><th>Level C</th><th>Level D</th><th>HLHP</th><th>Target</th></tr></thead><tbody><tr><td>2019-2020</td><td>100</td><td>100</td><td>100</td><td>100</td><td>100</td></tr><tr><td>2020-2021</td><td>100</td><td>100</td><td>100</td><td>75</td><td>100</td></tr><tr><td>2021-2022</td><td>100</td><td>100</td><td>100</td><td>100</td><td>100</td></tr><tr><td>2022-2023</td><td>100</td><td>100</td><td>100</td><td>100</td><td>100</td></tr></tbody></table>					Year	Level A	Level C	Level D	HLHP	Target	2019-2020	100	100	100	100	100	2020-2021	100	100	100	75	100	2021-2022	100	100	100	100	100	2022-2023	100	100	100	100	100												
	2019-2020	2020-2021	2021-2022	2022-2023																																																																														
Target	100	100	100	100																																																																														
Level A	100	100																																																																																
Level C		100																																																																																
Level D																																																																																		
HLHP	100	75																																																																																
Year	Level A	Level C	Level D	HLHP	Target																																																																													
2019-2020	100	100	100	100	100																																																																													
2020-2021	100	100	100	75	100																																																																													
2021-2022	100	100	100	100	100																																																																													
2022-2023	100	100	100	100	100																																																																													
	<div>Average Scores</div> <table><thead><tr><th></th><th>Target</th><th>2019-2020</th><th>2020-2021</th><th>2021-2022</th><th>2022-2023</th></tr></thead><tbody><tr><td>All</td><td>84</td><td>90</td><td>85</td><td></td><td></td></tr><tr><td>Level A</td><td>84</td><td>90</td><td>85</td><td></td><td></td></tr><tr><td>Level C</td><td>84</td><td></td><td>93</td><td></td><td></td></tr><tr><td>Level D</td><td>84</td><td></td><td></td><td></td><td></td></tr><tr><td>HLHP</td><td>84</td><td>88</td><td>84</td><td></td><td></td></tr></tbody></table>						Target	2019-2020	2020-2021	2021-2022	2022-2023	All	84	90	85			Level A	84	90	85			Level C	84		93			Level D	84					HLHP	84	88	84			<div>CPRO/BLS Exam Scores</div> <table><thead><tr><th>Category</th><th>2019-2020</th><th>2020-2021</th><th>2021-2022</th><th>2022-2023</th><th>Target</th></tr></thead><tbody><tr><td>All</td><td>90</td><td>85</td><td>84</td><td>84</td><td>84</td></tr><tr><td>Level A</td><td>90</td><td>85</td><td>84</td><td>84</td><td>84</td></tr><tr><td>Level C</td><td></td><td>93</td><td>84</td><td>84</td><td>84</td></tr><tr><td>Level D</td><td></td><td></td><td>84</td><td>84</td><td>84</td></tr><tr><td>HLHP</td><td>88</td><td>84</td><td>84</td><td>84</td><td>84</td></tr></tbody></table>					Category	2019-2020	2020-2021	2021-2022	2022-2023	Target	All	90	85	84	84	84	Level A	90	85	84	84	84	Level C		93	84	84	84	Level D			84	84	84	HLHP	88	84	84	84	84
	Target	2019-2020	2020-2021	2021-2022	2022-2023																																																																													
All	84	90	85																																																																															
Level A	84	90	85																																																																															
Level C	84		93																																																																															
Level D	84																																																																																	
HLHP	84	88	84																																																																															
Category	2019-2020	2020-2021	2021-2022	2022-2023	Target																																																																													
All	90	85	84	84	84																																																																													
Level A	90	85	84	84	84																																																																													
Level C		93	84	84	84																																																																													
Level D			84	84	84																																																																													
HLHP	88	84	84	84	84																																																																													

Narrative	All ATRG students (4/4) and 3 of 4 HLHP students met the target and passed the BLS Exam in summer 2020 with an average score of 92%. Although all of the ATRG students met the target, their scores were 5% lower than the previous year. This may be because one of the previous year's ATRG students was actively working as a health care professional and scored higher based on existing knowledge. The HLHP students' average score being lower than the previous year is likely due to the one student who did not pass the exam. All ATRG students reached the target in spring 2021 with a score of 93%. Their scores likely increased from the lecture and practice that occurred before the exam was taken.
Plan	<ul style="list-style-type: none"> • Administer the exam as planned in 2021-2022.
Timeline for Improvement	<ul style="list-style-type: none"> • The next administrations are Summer 2021 and Spring 2022 (A. Dondanville, E. McKinney) • These data will be collected in spring 2022 (E. McKinney)

Description	Policies and Procedures Project					
Outcome	Through civic engagement, personal growth, and ethical reasoning, students will demonstrate responsible, global citizenship by upholding high professional standards.					
Program	ATRG			HLHP		
	Objectives Measured	Target	Sample	Objectives Measured	Target	Sample
	PG4;SLO3;M14	80% >4	ATRG6402	PG4;SLO3;M6	80% >4	ATRG6402
Results	Percent on Target No data (no students enrolled)			Percent on Target No data (no students enrolled)		
	Average Scores No data (no students enrolled)			Average Scores No data (no students enrolled)		
Narrative	This assessment was developed midyear; the first data will be collected in fall 2021. ATRG: no data HLHP: no data					
Plan	<ul style="list-style-type: none">n/a					
Timeline for Improvement	<ul style="list-style-type: none">Fall 2021 (M. McKinney)					

Description	Patient File Project					
Outcome	Through civic engagement, personal growth, and ethical reasoning, students will demonstrate responsible, global citizenship by upholding high professional standards.					
Program	ATRG			HLHP		
	Objectives Measured	Target	Sample	Objectives Measured	Target	Sample
	PG4;SLO3;M16	80% >4	ATRG6402	PG4;SLO3;M7	80% >4	ATRG6402
Results	Percent on Target No data (no students enrolled)			Percent on Target No data (no students enrolled)		
	Average Scores No data (no students enrolled)			Average Scores No data (no students enrolled)		
Narrative	This assessment was developed midyear; the first data will be collected in fall 2021. ATRG: no data HLHP: no data					
Plan	<ul style="list-style-type: none">n/a					
Timeline for Improvement	<ul style="list-style-type: none">Fall 2021 (M. McKinney)					