

Outcome Assessment Plan: Athletic Training (MSAT) 2020-2021

College Mission: Piedmont College dedicates itself to the transformative power of education through reciprocal learning, the development of compassionate leaders, and the stewardship of our local and global communities.

School of Nursing and Health Sciences Mission: The R.H. Daniel School of Nursing and Health Sciences at Piedmont College shall be recognized as an exemplary professional academic program. The arts & sciences are the foundation upon which the students' intellectual endeavors are built, contributing to the provision of holistic care to clients that includes physical, psychosocial, spiritual, and environmental care. The School of Nursing and Health Sciences is dedicated to respect for diversity and to community outreach.

Health Sciences Department Mission:

The Department of Health Sciences seeks to prepare diverse health professionals who are culturally competent leaders committed to discovering and applying innovative solutions that promote health and quality of life for individuals, communities, and populations. The Department's mission is accomplished through multidisciplinary partnerships which connect research, student-centered teaching and learning, advocacy, and professional discovery to prepare students for a wide range of career paths and graduate studies. The Department of Health Sciences places a high priority on its students, staff, and faculty adopting the following set of values: 1) *Integrity* in word and action, 2) *Collaboration* to reach our goals, 3) *Diversity* of thought, perspective, and culture, and 4) *Accessibility* to optimize student engagement.

Athletic Training Program Mission:

The athletic training program seeks to prepare graduate students to pass the National Board of Certification Exam by providing exemplary classroom and clinical education in the five domains of athletic training set forth by the NATA. Furthermore, the program is dedicated to respecting individual diversity and engaging the community by exposing students to a variety of healthcare settings, practitioners, and patient populations.

Athletic Training Program Core Principles:

1. Know Yourself and Grow (work towards self-acceptance, self-confidence, and self-awareness)
2. Advocate for Yourself and Others (demonstrate respect, professional ethics, and cultural competence)
3. Embrace Variety (welcome diverse perspectives, clinical experiences, and teaching/learning strategies)
4. Discover Connections (experience inter-disciplinary learning over time)
5. Participate and Contribute with Integrity (seek responsibility, collaborate, and take responsibility for your actions)
6. Share Your Experience (listen and communicate)
7. Be Flexible (adapt to overcome challenges; seek new solutions)

Program Goals:

1. ***PROGRAM VIABILITY:*** The Program is committed to recruiting eight quality students into each cohort, retaining 80% of students each year, and graduating two years after program admission.
 - a. **Piedmont Goal Reference: GOAL 8.** Piedmont College will provide students the resources to achieve their academic goals in a timely fashion and meet learning outcomes expected in their degree programs.
 - b. **Outcome (non-student learning):** The number of students who matriculate into each cohort and persist.
 - c. **Measures:**
 1. Number of students admitted (8)
 2. Retention rate each year by cohort and overall (90%)
 3. Graduation rate each year by cohort (90%)
2. ***FOUNDATION KNOWLEDGE AND SKILLS FOR CLIENT CARE:*** The Program seeks to have an 80% passing rate on the Board of Certification (BOC) Examination. We will also conduct level-appropriate Competency Exams on campus to gauge student progress (the goal is that 100% of students will score 74% or higher overall).
 - a. **Piedmont Goal Reference: GOAL 4.** Piedmont College will offer traditional and innovative academic programs that are rigorous in content and flexible in real-world application.
 - b. **SLO 1: Students will integrate knowledge, skills, and values from the arts and sciences to engage in critical and creative dialogue through discovery, analysis, and communication.**
 - 1.1. Propose and apply methods of injury prevention and risk reduction for both healthy and at-risk individuals.
 - 1.2. Design treatment plans for both healthy and at-risk individuals that meet their performance or wellness goals.
 - 1.3. Demonstrate oral, written, and visual communication strategies that are organized, coherent, accurate, and professionally prepared and delivered.
 - 1.4. Critically evaluate research findings to develop differential diagnoses for injuries and illnesses.
 - 1.5. Develop promotional strategies for healthy living and injury/disease prevention.
 - c. **Measures:**
 1. Competency Exam overall scores (no more than 1 student per cohort per exam administration will earn <74% overall)
 2. Research Methods Paper and Presentation (75% will score 4 on the rubrics)-QEP1,2
 3. Pathology and Pharmacology Multimedia Project (75% will score 4 on the rubric)-QEP6
 4. SOAP Differential Diagnosis Notes (77% will score 4 on the rubric)
 5. Epidemiology Proposal (77% will score 4 on the rubric)-QEP3
 6. Intervention Strategy (80% will score 4 on the rubric)
 7. PICO Project (80% will score 4 on the rubric)-QEP2
 8. EBP Article Analyses (80% will score 4 on the rubric)
 9. Patient Experience Exam Questions (77% of questions will be answered correctly)
 10. Rehabilitation Resources Project (77% will score 80% on the marking guide)
 11. Pathology and Pharmacology Written Assignments (77% will score 80% or higher)
 12. Pathology and Pharmacology Research Presentation (77% will score 4.0 on the rubric)
3. ***PROFESSIONAL PREPARATION THROUGH EXPERIENTIAL LEARNING:*** The Program seeks to provide high quality instruction that integrates cognitive and psychomotor skills into active problem solving abilities that will culminate in 90% of students with post-graduate placements (employment or graduate school) within three months of graduation.
 - a. **Piedmont Goal Reference: GOAL 1.** Piedmont College will attract and retain students, faculty, and staff, and engage alumni and friends, by providing experiences with the College that inspire in them a lifelong affinity with the institution.
 - b. **SLO 2: Students will work collaboratively through interprofessional teams to provide or accommodate quality care to clients across the lifespan in a variety of settings, while respecting**

the diversity of individuals, groups, and communities.

- 2.1 Apply clinical reasoning skills throughout the physical examination process in order to assimilate data, select the appropriate assessment tests, formulate a differential diagnosis, provide care, and make appropriate referrals.
- 2.2 Use psychosocial techniques to enhance patient care and determine when abnormal behaviors require referral.
- 2.3 Adapt therapeutic interventions using clinician- and patient-oriented outcomes with consideration to the stage of healing and goals to maximize patient participation and quality of life.
- 2.4 Implement, evaluate, and modify treatment plans for both healthy and at-risk individuals that meet their performance or wellness goals through collaboration with allied healthcare providers.
- 2.5 Create, evaluate, and modify an environment conducive to safe activity participation.
- 2.6 Demonstrate cultural competence in the care of clients from diverse backgrounds.

c. **Measures:**

1. Rehabilitation Paper and Presentation (77% will score 4 on the rubrics)
2. PSA Multimedia Project (80% will score 4 on the rubric)-QEP5
3. O/P Evaluations (Contrived) (80% will score 4 on the rubric and 80% overall)
4. Scenario Evaluations (75% will score 4 on the rubric and 75% overall)
5. Psychosocial Subscale (75% will score level-specific targets on the Milestones evaluation 2.2 subscale)
6. Patient Safety Proposal (77% will score 4.0 on the rubric)-QEP1
7. Exit Survey (80% will score program attributes at 5.25)
8. Placement (80% of students will have post-grad placement within 6mo)
9. Faculty Evaluations (100% will score 75% or higher)
10. Grace Gate Experience Evaluation (80% will score the experience at 75% or higher)-QEP4
11. Modalities Comparison Paper (77% will score 4.0 on the rubric)
12. Fitness Project (77% will score 4.0 on the rubric)
13. Pharmacology Project (77% will score 4.0 on the rubric)
14. Modalities EBP Paper (77% will score 4.0 on the rubric)
15. Rehabilitation Progression Project (77% will score 80% on the marking guide)
16. Concussion Simulation and Standardized Patient Experiences (75% will score 3.5 on the Milestones Simulation evaluation)
17. Taping Practical Exams (77% will score 84% on the exams)

4. **PROFESSIONAL ENGAGEMENT:** The Program is committed to providing quality clinical sites for experiential learning and seeks to have 100% of students experience a minimum of three types of clinical education settings prior to graduation (i.e. high school, college, medical office, emergency medical services, physical therapy, and community medicine).

a. **Piedmont Goal Reference: GOAL 6.** Piedmont College will educate the whole student through co-curricular programs, extra-curricular activities, and experiential learning endeavors.

b. **SLO 3:** Through civic engagement, personal growth, and ethical reasoning, students will demonstrate responsible, global citizenship by upholding high professional standards.

- 3.1 Identify state and national regulations and demonstrate professional, moral and ethical judgment when delivering and advocating for patient-centered care.
- 3.2 Adapt evidence-based practice concepts and the use of outcome measures when making clinical decisions and critically examining athletic training practice.
- 3.3 Develop and evaluate facility design and management strategies in the context of a healthcare system (i.e. risk management, healthcare delivery mechanisms, insurance and reimbursement documentation, patient privacy, and general facility management).
- 3.4 Use effective documentation to develop, participate in, and lead patient-centered care.
- 3.5 Use appropriate professional guidelines to develop, implement, evaluate, and modify emergency care strategies.

3.6 Demonstrate a commitment to personal and professional growth and development.

c. **Measures:**

1. Student Clinical Milestones Evaluation (80% will score at or above their level: B1=2; B2=2.5; C1=3; C2=3.5; D=4)
2. Preceptor Evaluation (100% will score 75% on the rubric)
3. Clinical Experience Evaluation (100% will score experiences at 75% or higher on the rubric)-QEP4
4. AT Conference Advertisement (77% will score 4 on the rubric)-QEP6
5. EAP Project (77% of Level C and 80% of Level D will score 4 on the rubric)
6. Emergency Cardiac Care (100% will score 84% or higher)
7. Legislation Proposal (77% will score 4 on the rubric)-QEP3
8. Final Integrative Learning Reflection (80% will score 3.2 on the rubric)-QEP5
9. Resume Development (75% of Level B, 77% of Level C, and 80% of Level D will score 4 on the rubric)
10. Personal Development Plan (77% of Level C and 80% of Level D will score 4 on the rubric)
11. Alumni Survey (80% will score program attributes at 5.25)
12. CEC Site Evaluation (100% of sites will score 80% or higher)
13. Capstone Project (80% will score 4.0 on the rubric)
14. Policies and Procedures Project (80% will score 4.0 on the rubric)
15. Business Plan (80% will score 4.0 on the rubric)
16. Patient File Assignment (80% will score 4.0 on the rubric)

Description	Admission Rate															
Outcome	Students will integrate knowledge, skills, and values from the arts and sciences to engage in critical and creative dialogue through discovery, analysis, and communication.															
Program	ATRG												HLHP			
	Objectives Measured			Target			Sample			Objectives Measured			Target		Sample	
	PG1;NSLO;M1			6			Number of students beginning coursework			PG1;NSLO;M1			6		Number of students beginning coursework	
Results																
</																

Improvement	<ul style="list-style-type: none"> Budgetary information for further advertisement will be determined in the 2021 fiscal year (July 1; A. Dondanville)
--------------------	---

Description	Retention Rate					
Outcome	Students will integrate knowledge, skills, and values from the arts and sciences to engage in critical and creative dialogue through discovery, analysis, and communication.					
Program	ATRГ			HLHP		
	Objectives Measured	Target	Sample	Objectives Measured	Target	Sample
	PG1;NSLO;M2	90%	Number of students beginning coursework spring 1 to summer 2	PG1;NSLO;M2	90%	Number of students beginning coursework each semester
Results	Percent on Target 0% of students retained from fall to spring.			Percent on Target 0% of students retained from fall to spring.		
Narrative	ATRГ:., One ATRГ student withdrew from the program in the spring 2021 for personal reasons and one was removed from the program before summer 2021 for failure to progress (75% retention; 3/4 through spring 2021). HLHP: One HLHP student withdrew from school for medical reasons in fall 2020 (75% retention; 3/4 through spring 2021).					
Plan	<ul style="list-style-type: none">The ATRГ program has increased it’s pre-requisite GPA to 3.0 in an attempt to recruit stronger students, who will be more likely to persist in the program. The one student who was removed for failure to progress is able to reapply to the program next year.The HLHP program will maintain the existing progression and admission standards.					
Timeline for Improvement	<ul style="list-style-type: none">June 2021 admission cycle for both programs (all faculty)					

Description	Graduation Rate
Outcome	Students will integrate knowledge, skills, and values from the arts and sciences to engage in critical and creative dialogue through discovery, analysis, and communication.

Program	ATRG			HLHP		
	Objectives Measured	Target	Sample	Objectives Measured	Target	Sample
	PG1;NSLO;M3	90%	Number of students graduating on time	PG1;NSLO;M3	90%	Number of students graduating on time
Results	Percent on Target n/a			Percent on Target n/a		
Narrative	ATRG: no graduating students this academic year HLHP: no graduating students this academic year					
Plan	<ul style="list-style-type: none">The first HLHP graduates are anticipated to finish in July 2021The first ATRG graduates are anticipated to finish in May 2022					
Timeline for Improvement	<ul style="list-style-type: none">Data will be collected/reported in 2022 for both measures (A. Dondanville)					

SLO 1 Assessment Tools

PG2: FOUNDATION KNOWLEDGE AND SKILLS FOR CLIENT CARE: The Program seeks to have an 80% passing rate on the Board of Certification (BOC) Examination. We will also conduct level-appropriate Competency Exams on campus to gauge student progress (the goal is that 100% of students will score 74% or higher overall).

a. Piedmont Goal Reference: GOAL 4. Piedmont College will offer traditional and innovative academic programs that are rigorous in content and flexible in real-world application.

b. SLO 1: Students will integrate knowledge, skills, and values from the arts and sciences to engage in critical and creative dialogue through discovery, analysis, and communication.

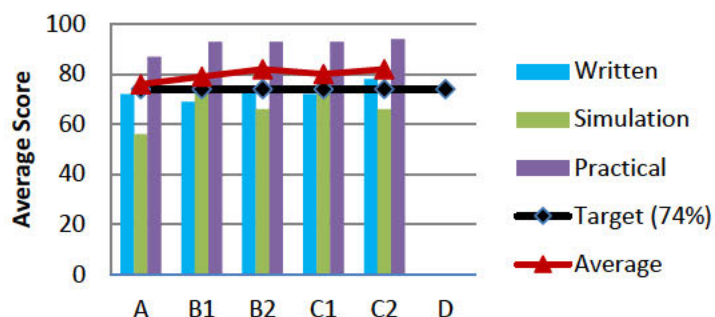
- 1.1. Propose and apply methods of injury prevention and risk reduction for both healthy and at-risk individuals.
- 1.2. Design treatment plans for both healthy and at-risk individuals that meet their performance or wellness goals.
- 1.3. Demonstrate oral, written, and visual communication strategies that are organized, coherent, accurate, and professionally prepared and delivered.
- 1.4. Critically evaluate research findings to develop differential diagnoses for injuries and illnesses.
- 1.5. Develop promotional strategies for healthy living and injury/disease prevention.

c. Measures:

1. Competency Exam overall scores (no more than 1 student per cohort per exam administration will earn <74% overall)
2. Research Methods Paper and Presentation (75% will score 4 on the rubrics)-QEP1,2
3. Pathology and Pharmacology Multimedia Project (75% will score 4 on the rubric)-QEP6
4. SOAP Differential Diagnosis Notes (77% will score 4 on the rubric)
5. Epidemiology Proposal (77% will score 4 on the rubric)-QEP3
6. Intervention Strategy (80% will score 4 on the rubric)
7. PICO Project (80% will score 4 on the rubric)-QEP2
8. EBP Article Analyses (80% will score 4 on the rubric)
9. Patient Experience Exam Questions (77% of questions will be answered correctly)
10. Rehabilitation Resources Project (77% will score 80% on the marking guide)
11. Pathology and Pharmacology Written Assignments (77% will score 80% or higher)
12. Pathology and Pharmacology Research Presentation (77% will score 4.0 on the rubric)

Description	Competency Examinations							
Outcome	Students will integrate knowledge, skills, and values from the arts and sciences to engage in critical and creative dialogue through discovery, analysis, and communication.							
Program	Year 1			Year 2				
	Objectives Measured	Target	Sample	Objectives Measured	Target	Sample		
	PG2;SLO1;M1	No more than 1 student per cohort per exam administration score <74% overall	ATRG5120, ATRG5201, ATRG5221	PG2;SLO1;M1	No more than 1 student per cohort per exam administration score <74% overall	ATRG6301, ATRG6321		
Results	2020 Cohort Individual Scores							
	2020 Cohort	Target	A	B1	B2	C1	C2	D
		0.74	0.78	0.79	0.85	0.80	0.83	
	0.74	0.69	0.71	0.85	n/a	n/a	n/a	
	0.74	0.86	0.84	0.79	0.80	0.82		
	0.74	0.72	0.83	0.81	0.83	0.82		
	*Level A Exam is informational, and not assessed formally							
	<div>2020 Cohort Competency Exam Scores</div>							
	2020 Cohort Average Scores							
	2020 Cohort	A	B1	B2	C1	C2	D	
	Target (74%)	74	74	74	74	74	74	
	Written	72	69	74	72	78		
	Simulation	56	75	66	81	66		
	Practical	87	93	93	93	94		
	Average	76	79	82	80	82		
	*Level A Exam is informational, and not assessed formally							

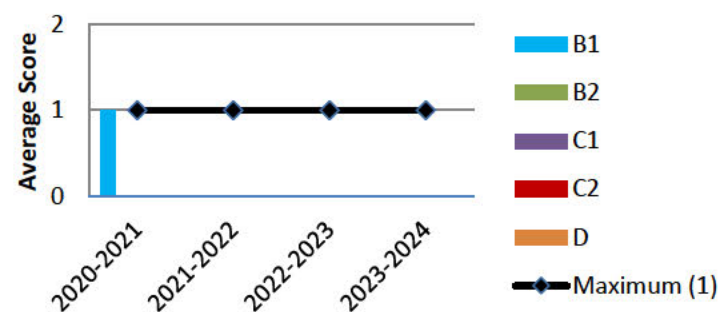
2020 Cohort Competency Exam Section Scores



Number of Students Not Meeting Target

	2020-2021	2021-2022	2022-2023	2023-2024
Maximum (1)	1	1	1	1
B1	1			
B2	0			
C1	0			
C2	0			
D				

Number of Students Not Meeting Target



Narrative

The target was met, as only 1 student earned less than 74% on the competency exam Levels B and C. This represents 1 of 14 total exam administrations (93% on target). The exam has been revised from previous years, and now includes a more rigorous written simulation section and cumulative questions from each content area. The lowest scoring section overall was the written simulation. Upon review and debriefing, students appear to “read into” the question for “what ifs” and/or skim without comprehending. Both of these test-taking errors will be addressed during preparation and review sessions in Practicum courses.

Plan

- Competency exams will be given on the schedule listed below.

Timeline for Improvement

- The Level A competency exam will be given in July 2021 (all ATRG faculty)
- The Level B competency exam will be given in Fall 2021 (all ATRG faculty)
- The Level C competency exam will be given in Spring 2022 (all ATRG faculty)
- The Level D competency exam will be given in Fall 2021 (all ATRG faculty)

Description	Research Methods Project Paper																																																																																																			
Outcome	Students will integrate knowledge, skills, and values from the arts and sciences to engage in critical and creative dialogue through discovery, analysis, and communication.																																																																																																			
Program	ATRG					HLHP																																																																																														
	Objectives Measured		Target		Sample	Objectives Measured		Target		Sample																																																																																										
	PG2;SLO1;M2 QEP1,2		75% > 4.0		HSCS5410	PG2;SLO1;M1		75% > 4.0		HSCS5410																																																																																										
Results	<div>Percent on Target</div> <table><thead><tr><th></th><th>Target</th><th>2019</th><th>2020</th><th>2020</th><th>2021</th></tr></thead><tbody><tr><td>All</td><td>75</td><td>100</td><td>71</td><td></td><td></td></tr><tr><td>HLHP</td><td>75</td><td>100</td><td>100</td><td></td><td></td></tr><tr><td>ATRG</td><td>75</td><td>100</td><td>50</td><td></td><td></td></tr></tbody></table>						Target	2019	2020	2020	2021	All	75	100	71			HLHP	75	100	100			ATRG	75	100	50			<div>Research Methods Paper Rubric Targets</div> <table><thead><tr><th>Group</th><th>2019 (%)</th><th>2020 (%)</th><th>Target (%)</th></tr></thead><tbody><tr><td>All</td><td>100</td><td>71</td><td>75</td></tr><tr><td>HLHP</td><td>100</td><td>100</td><td>75</td></tr><tr><td>ATRG</td><td>100</td><td>50</td><td>75</td></tr></tbody></table>					Group	2019 (%)	2020 (%)	Target (%)	All	100	71	75	HLHP	100	100	75	ATRG	100	50	75																																																		
	Target	2019	2020	2020	2021																																																																																															
All	75	100	71																																																																																																	
HLHP	75	100	100																																																																																																	
ATRG	75	100	50																																																																																																	
Group	2019 (%)	2020 (%)	Target (%)																																																																																																	
All	100	71	75																																																																																																	
HLHP	100	100	75																																																																																																	
ATRG	100	50	75																																																																																																	
	<div>Average Scores</div> <table><thead><tr><th></th><th>Target</th><th>2019*</th><th>2020</th><th>2020</th><th>2021</th></tr></thead><tbody><tr><td>All</td><td>4</td><td>4.33</td><td>4.57</td><td></td><td></td></tr><tr><td>General Style and Organization</td><td>4</td><td>4.63</td><td>4.68</td><td></td><td></td></tr><tr><td>Grammar and Word Choice</td><td>4</td><td>4.593</td><td>4.68</td><td></td><td></td></tr><tr><td>Introduction</td><td>4</td><td>4.352</td><td>4.66</td><td></td><td></td></tr><tr><td>Methods</td><td>4</td><td>4.389</td><td>4.43</td><td></td><td></td></tr><tr><td>References/ In-text Citations</td><td>4</td><td>4.389</td><td>4.86</td><td></td><td></td></tr><tr><td>Discussion & Recommendations</td><td>4</td><td>4.028</td><td>4.21</td><td></td><td></td></tr><tr><td>Use of Evidence</td><td>4</td><td>3.904</td><td>4.46</td><td></td><td></td></tr></tbody></table>						Target	2019*	2020	2020	2021	All	4	4.33	4.57			General Style and Organization	4	4.63	4.68			Grammar and Word Choice	4	4.593	4.68			Introduction	4	4.352	4.66			Methods	4	4.389	4.43			References/ In-text Citations	4	4.389	4.86			Discussion & Recommendations	4	4.028	4.21			Use of Evidence	4	3.904	4.46			<div>Research Methods Paper Rubric Scores</div> <table><thead><tr><th>Category</th><th>2019* (Avg)</th><th>2020 (Avg)</th><th>Target (Avg)</th></tr></thead><tbody><tr><td>All</td><td>4.33</td><td>4.57</td><td>4.0</td></tr><tr><td>General Style and Organization</td><td>4.63</td><td>4.68</td><td>4.0</td></tr><tr><td>Grammar and Word Choice</td><td>4.593</td><td>4.68</td><td>4.0</td></tr><tr><td>Introduction</td><td>4.352</td><td>4.66</td><td>4.0</td></tr><tr><td>Methods</td><td>4.389</td><td>4.43</td><td>4.0</td></tr><tr><td>References/ In-text Citations</td><td>4.389</td><td>4.86</td><td>4.0</td></tr><tr><td>Discussion & Recommendations</td><td>4.028</td><td>4.21</td><td>4.0</td></tr><tr><td>Use of Evidence</td><td>3.904</td><td>4.46</td><td>4.0</td></tr></tbody></table>					Category	2019* (Avg)	2020 (Avg)	Target (Avg)	All	4.33	4.57	4.0	General Style and Organization	4.63	4.68	4.0	Grammar and Word Choice	4.593	4.68	4.0	Introduction	4.352	4.66	4.0	Methods	4.389	4.43	4.0	References/ In-text Citations	4.389	4.86	4.0	Discussion & Recommendations	4.028	4.21	4.0	Use of Evidence	3.904	4.46	4.0
	Target	2019*	2020	2020	2021																																																																																															
All	4	4.33	4.57																																																																																																	
General Style and Organization	4	4.63	4.68																																																																																																	
Grammar and Word Choice	4	4.593	4.68																																																																																																	
Introduction	4	4.352	4.66																																																																																																	
Methods	4	4.389	4.43																																																																																																	
References/ In-text Citations	4	4.389	4.86																																																																																																	
Discussion & Recommendations	4	4.028	4.21																																																																																																	
Use of Evidence	4	3.904	4.46																																																																																																	
Category	2019* (Avg)	2020 (Avg)	Target (Avg)																																																																																																	
All	4.33	4.57	4.0																																																																																																	
General Style and Organization	4.63	4.68	4.0																																																																																																	
Grammar and Word Choice	4.593	4.68	4.0																																																																																																	
Introduction	4.352	4.66	4.0																																																																																																	
Methods	4.389	4.43	4.0																																																																																																	
References/ In-text Citations	4.389	4.86	4.0																																																																																																	
Discussion & Recommendations	4.028	4.21	4.0																																																																																																	
Use of Evidence	3.904	4.46	4.0																																																																																																	
Narrative	This target was nearly met, as only 71% (5/7) of graduate students scored >4 on the rubric. This is the second year of data collection for this group of students, and it includes a mix of 3+2 accelerated entry and traditional entry graduate students. Of the seven students, only two (ATRG) struggled with the assignment, earning a 3.9/5 (they were both referred to the writing center tutors before tackling the final draft after data collection. Interestingly, one is a 3+2 and other a traditional entry student. (The course is cross-listed.) ATRG: 2/4																																																																																																			

	HLHP: 3/3
Plan	<ul style="list-style-type: none"> Administer the project and rubric in the same form next year. Since year 1 data represented only two students, we plan to collect data for another year to determine if the target (75% at 4.0) is adequate or if it should be raised for year four.
Timeline for Improvement	<ul style="list-style-type: none"> These data will be collected in fall 2021 (A. Dondanville)

Description	Research Methods Project Presentation																																																									
Outcome	Students will integrate knowledge, skills, and values from the arts and sciences to engage in critical and creative dialogue through discovery, analysis, and communication.																																																									
Program	ATRG					HLHP																																																				
	Objectives Measured		Target		Sample	Objectives Measured		Target		Sample																																																
	PG2;SLO1;M2 QEP1,2		75% > 4.0		HSCS5410	PG3;SLO1;M1		75% > 4.0		HSCS5410																																																
Results	<div>Percent on Target</div> <table><tr><td></td><td>Target</td><td>2019</td><td>2020</td><td>2021</td><td>2022</td></tr><tr><td>All</td><td>75</td><td>79</td><td>86</td><td></td><td></td></tr><tr><td>ATRG</td><td>75</td><td>80</td><td>75</td><td></td><td></td></tr><tr><td>HLHP</td><td>75</td><td>0</td><td>100</td><td></td><td></td></tr></table>						Target	2019	2020	2021	2022	All	75	79	86			ATRG	75	80	75			HLHP	75	0	100			<div>Research Methods Presentation Rubric Targets</div> <table><caption>Research Methods Presentation Rubric Targets Data</caption><tr><th>Group</th><th>2019</th><th>2020</th><th>2021</th><th>2022</th><th>Target</th></tr><tr><td>All</td><td>79</td><td>86</td><td></td><td></td><td>75</td></tr><tr><td>ATRG</td><td>80</td><td>75</td><td></td><td></td><td>75</td></tr><tr><td>HLHP</td><td>0</td><td>100</td><td></td><td></td><td>75</td></tr></table>					Group	2019	2020	2021	2022	Target	All	79	86			75	ATRG	80	75			75	HLHP	0	100			75
							Target	2019	2020	2021	2022																																															
						All	75	79	86																																																	
						ATRG	75	80	75																																																	
	HLHP	75	0	100																																																						
Group	2019	2020	2021	2022	Target																																																					
All	79	86			75																																																					
ATRG	80	75			75																																																					
HLHP	0	100			75																																																					

	<table><tr><th colspan="6">Average Scores</th></tr><tr><th></th><th>Target</th><th>2019</th><th>2020</th><th>2021</th><th>2022</th></tr><tr><td>Average</td><td>4</td><td>4.29</td><td>4.84</td><td></td><td></td></tr><tr><td>Appearance</td><td>4</td><td>4.85</td><td>5</td><td></td><td></td></tr><tr><td>Delivery and eye contact</td><td>4</td><td>3.85</td><td>5.71</td><td></td><td></td></tr><tr><td>Project Description</td><td>4</td><td>4.44</td><td>4.29</td><td></td><td></td></tr><tr><td>Organization and visual aids</td><td>4</td><td>4.52</td><td>4.86</td><td></td><td></td></tr><tr><td>Discussion and recommendations</td><td>4</td><td>4.04</td><td>4.54</td><td></td><td></td></tr><tr><td>Use of evidence</td><td>4</td><td>4.04</td><td>4.64</td><td></td><td></td></tr></table>	Average Scores							Target	2019	2020	2021	2022	Average	4	4.29	4.84			Appearance	4	4.85	5			Delivery and eye contact	4	3.85	5.71			Project Description	4	4.44	4.29			Organization and visual aids	4	4.52	4.86			Discussion and recommendations	4	4.04	4.54			Use of evidence	4	4.04	4.64			<div><h3>Research Methods Presentation Section Scores</h3><table><caption>Research Methods Presentation Section Scores Data</caption><thead><tr><th>Section</th><th>2019</th><th>2020</th><th>2021</th><th>2022</th><th>Target</th></tr></thead><tbody><tr><td>Average</td><td>4.29</td><td>4.84</td><td></td><td></td><td>4.0</td></tr><tr><td>Appearance</td><td>4.85</td><td>5.00</td><td></td><td></td><td>4.0</td></tr><tr><td>Delivery and eye contact</td><td>3.85</td><td>5.71</td><td></td><td></td><td>4.0</td></tr><tr><td>Project Description</td><td>4.44</td><td>4.29</td><td></td><td></td><td>4.0</td></tr><tr><td>Organization and visual aids</td><td>4.52</td><td>4.86</td><td></td><td></td><td>4.0</td></tr><tr><td>Discussion and recommendations</td><td>4.04</td><td>4.54</td><td></td><td></td><td>4.0</td></tr><tr><td>Use of evidence</td><td>4.04</td><td>4.64</td><td></td><td></td><td>4.0</td></tr></tbody></table></div>	Section	2019	2020	2021	2022	Target	Average	4.29	4.84			4.0	Appearance	4.85	5.00			4.0	Delivery and eye contact	3.85	5.71			4.0	Project Description	4.44	4.29			4.0	Organization and visual aids	4.52	4.86			4.0	Discussion and recommendations	4.04	4.54			4.0	Use of evidence	4.04	4.64			4.0
Average Scores																																																																																																								
	Target	2019	2020	2021	2022																																																																																																			
Average	4	4.29	4.84																																																																																																					
Appearance	4	4.85	5																																																																																																					
Delivery and eye contact	4	3.85	5.71																																																																																																					
Project Description	4	4.44	4.29																																																																																																					
Organization and visual aids	4	4.52	4.86																																																																																																					
Discussion and recommendations	4	4.04	4.54																																																																																																					
Use of evidence	4	4.04	4.64																																																																																																					
Section	2019	2020	2021	2022	Target																																																																																																			
Average	4.29	4.84			4.0																																																																																																			
Appearance	4.85	5.00			4.0																																																																																																			
Delivery and eye contact	3.85	5.71			4.0																																																																																																			
Project Description	4.44	4.29			4.0																																																																																																			
Organization and visual aids	4.52	4.86			4.0																																																																																																			
Discussion and recommendations	4.04	4.54			4.0																																																																																																			
Use of evidence	4.04	4.64			4.0																																																																																																			
Narrative	This target was met, as 86% of graduate students (6/7) met the rubric score of 4.0. While this appears to be a decline for ATRG students, in actuality, both last year and this, only one failed to meet the target. The HLHP students (3/3) all produced excellent presentations, as all three had previously taken a similar class as undergraduates. ATRG: 3/4 HLHP: 3/3																																																																																																							
Plan	<ul style="list-style-type: none">Administer the project and rubric in the same form next year. Since year 1 data represented only two students, we plan to collect data for another year to determine if the target (75% at 4.0) is adequate or if it should be raised for year four.																																																																																																							
Timeline for Improvement	<ul style="list-style-type: none">These data will be collected in fall 2021 (A. Dondanville)																																																																																																							

Description	Pathology & Pharmacology Multimedia Project																																																																																																					
Outcome	Students will integrate knowledge, skills, and values from the arts and sciences to engage in critical and creative dialogue through discovery, analysis, and communication.																																																																																																					
Program	ATRG			HLHP																																																																																																		
	Objectives Measured	Target	Sample	Objectives Measured	Target	Sample																																																																																																
	PG2;SLO1;M3 QEP6	75% > 4.0	HSCS5302	PG2;SLO1;M2 QEP6	75% > 4.0	HSCS5302																																																																																																
Results	<div>Percent on Target</div> <table><thead><tr><th></th><th>2021</th><th>2022</th><th>2023</th><th>2024</th></tr></thead><tbody><tr><td>Target</td><td>75</td><td>75</td><td>75</td><td>75</td></tr><tr><td>ATRG</td><td>75</td><td></td><td></td><td></td></tr><tr><td>HLHP</td><td>100</td><td></td><td></td><td></td></tr><tr><td>All</td><td>86</td><td></td><td></td><td></td></tr></tbody></table>				2021	2022	2023	2024	Target	75	75	75	75	ATRG	75				HLHP	100				All	86				<div>Path & Pharm Poster Targets</div> <table><thead><tr><th>Year</th><th>ATRG</th><th>HLHP</th><th>All</th><th>Target</th></tr></thead><tbody><tr><td>2021</td><td>75</td><td>100</td><td>86</td><td>75</td></tr><tr><td>2022</td><td></td><td></td><td></td><td>75</td></tr><tr><td>2023</td><td></td><td></td><td></td><td>75</td></tr><tr><td>2024</td><td></td><td></td><td></td><td>75</td></tr></tbody></table>			Year	ATRG	HLHP	All	Target	2021	75	100	86	75	2022				75	2023				75	2024				75																																														
		2021	2022	2023	2024																																																																																																	
Target	75	75	75	75																																																																																																		
ATRG	75																																																																																																					
HLHP	100																																																																																																					
All	86																																																																																																					
Year	ATRG	HLHP	All	Target																																																																																																		
2021	75	100	86	75																																																																																																		
2022				75																																																																																																		
2023				75																																																																																																		
2024				75																																																																																																		
	<div>Average Scores</div> <table><thead><tr><th></th><th>Target</th><th>2021</th><th>2022</th><th>2023</th><th>2024</th></tr></thead><tbody><tr><td>Concept</td><td>4</td><td>4.14</td><td></td><td></td><td></td></tr><tr><td>Content</td><td>4</td><td>4.43</td><td></td><td></td><td></td></tr><tr><td>Credits / Citations</td><td>4</td><td>3.43</td><td></td><td></td><td></td></tr><tr><td>Organization</td><td>4</td><td>4</td><td></td><td></td><td></td></tr><tr><td>Quality</td><td>4</td><td>4.14</td><td></td><td></td><td></td></tr><tr><td>Submission Format</td><td>4</td><td>4.71</td><td></td><td></td><td></td></tr><tr><td>Use of Evidence</td><td>4</td><td>4.71</td><td></td><td></td><td></td></tr></tbody></table>				Target	2021	2022	2023	2024	Concept	4	4.14				Content	4	4.43				Credits / Citations	4	3.43				Organization	4	4				Quality	4	4.14				Submission Format	4	4.71				Use of Evidence	4	4.71				<div>Path & Pharm Poster Scores</div> <table><thead><tr><th>Category</th><th>2021</th><th>2022</th><th>2023</th><th>2024</th><th>Target</th></tr></thead><tbody><tr><td>Concept</td><td>4.14</td><td></td><td></td><td></td><td>4.0</td></tr><tr><td>Content</td><td>4.43</td><td></td><td></td><td></td><td>4.0</td></tr><tr><td>Credits / Citations</td><td>3.43</td><td></td><td></td><td></td><td>4.0</td></tr><tr><td>Organization</td><td>4.0</td><td></td><td></td><td></td><td>4.0</td></tr><tr><td>Quality</td><td>4.14</td><td></td><td></td><td></td><td>4.0</td></tr><tr><td>Submission Format</td><td>4.71</td><td></td><td></td><td></td><td>4.0</td></tr><tr><td>Use of Evidence</td><td>4.71</td><td></td><td></td><td></td><td>4.0</td></tr></tbody></table>			Category	2021	2022	2023	2024	Target	Concept	4.14				4.0	Content	4.43				4.0	Credits / Citations	3.43				4.0	Organization	4.0				4.0	Quality	4.14				4.0	Submission Format	4.71				4.0	Use of Evidence	4.71				4.0
		Target	2021	2022	2023	2024																																																																																																
Concept	4	4.14																																																																																																				
Content	4	4.43																																																																																																				
Credits / Citations	4	3.43																																																																																																				
Organization	4	4																																																																																																				
Quality	4	4.14																																																																																																				
Submission Format	4	4.71																																																																																																				
Use of Evidence	4	4.71																																																																																																				
Category	2021	2022	2023	2024	Target																																																																																																	
Concept	4.14				4.0																																																																																																	
Content	4.43				4.0																																																																																																	
Credits / Citations	3.43				4.0																																																																																																	
Organization	4.0				4.0																																																																																																	
Quality	4.14				4.0																																																																																																	
Submission Format	4.71				4.0																																																																																																	
Use of Evidence	4.71				4.0																																																																																																	

Narrative	<p>Overall, this goal was met with 86% of students meeting the target (6/7), 75% of ATRG students and 100% of HLHP students. The student who did not meet the target was consistently showing lower understanding of all concepts in this class all semester. The lowest rubric score was on citations section because the students omitted citations where needed on their posters. The second lowest rubric score was on the organization and visual aid section of the rubric because some of the students did not produce a highly professional PowerPoint presentation.</p> <p>ATRG: 3/4 HLHP: 3/3</p>
Plan	<ul style="list-style-type: none"> • This project will be assigned again in the same format in spring 2022 with more emphasis being placed on producing a professional product and how they need to be citing on a poster.
Timeline for Improvement	<ul style="list-style-type: none"> • These data will be collected in spring 2022 (E. McKinney)

Description	SOAP Differential Diagnosis																																																																																													
Outcome	Students will integrate knowledge, skills, and values from the arts and sciences to engage in critical and creative dialogue through discovery, analysis, and communication.																																																																																													
Program	ATRG					HLHP																																																																																								
	Objectives Measured		Target		Sample	Objectives Measured		Target		Sample																																																																																				
	PG2;SLO1;M4		77% > 4.0		ATRG5303, ATRG5323																																																																																									
Results	<p>Percent on Target</p> <table><thead><tr><th></th><th>Target</th><th>2020-2021</th><th>2021-2022</th><th>2022-2023</th><th>2023-2024</th></tr></thead><tbody><tr><td>All</td><td>77</td><td>94</td><td></td><td></td><td></td></tr><tr><td>ATRG5303</td><td>77</td><td>92</td><td></td><td></td><td></td></tr><tr><td>ATRG5323</td><td>77</td><td>100</td><td></td><td></td><td></td></tr></tbody></table>						Target	2020-2021	2021-2022	2022-2023	2023-2024	All	77	94				ATRG5303	77	92				ATRG5323	77	100				<p>Differential Diagnosis Cohort Targets</p> <table><thead><tr><th>Cohort</th><th>2020-2021</th><th>2021-2022</th><th>2022-2023</th><th>2023-2024</th><th>Target</th></tr></thead><tbody><tr><td>All</td><td>94</td><td></td><td></td><td></td><td>77</td></tr><tr><td>ATRG5303</td><td>92</td><td></td><td></td><td></td><td>77</td></tr><tr><td>ATRG5323</td><td>100</td><td></td><td></td><td></td><td>77</td></tr></tbody></table>					Cohort	2020-2021	2021-2022	2022-2023	2023-2024	Target	All	94				77	ATRG5303	92				77	ATRG5323	100				77																																				
		Target	2020-2021	2021-2022	2022-2023	2023-2024																																																																																								
All	77	94																																																																																												
ATRG5303	77	92																																																																																												
ATRG5323	77	100																																																																																												
Cohort	2020-2021	2021-2022	2022-2023	2023-2024	Target																																																																																									
All	94				77																																																																																									
ATRG5303	92				77																																																																																									
ATRG5323	100				77																																																																																									
	<p>Average Scores</p> <table><thead><tr><th></th><th>Target</th><th>2020-2021</th><th>2021-2022</th><th>2022-2023</th><th>2023-2024</th></tr></thead><tbody><tr><td>Information</td><td>4</td><td>4.58</td><td></td><td></td><td></td></tr><tr><td>Organization</td><td>4</td><td>4.71</td><td></td><td></td><td></td></tr><tr><td>Citations</td><td>4</td><td>4.79</td><td></td><td></td><td></td></tr><tr><td>Presentation</td><td>4</td><td>4.79</td><td></td><td></td><td></td></tr><tr><td>Use of CPT Codes</td><td>4</td><td>4.71</td><td></td><td></td><td></td></tr><tr><td>Use of ICD-10 Codes</td><td>4</td><td>5.00</td><td></td><td></td><td></td></tr></tbody></table>						Target	2020-2021	2021-2022	2022-2023	2023-2024	Information	4	4.58				Organization	4	4.71				Citations	4	4.79				Presentation	4	4.79				Use of CPT Codes	4	4.71				Use of ICD-10 Codes	4	5.00				<p>Differential Diagnosis Section Scores</p> <table><thead><tr><th>Section</th><th>2020-2021</th><th>2021-2022</th><th>2022-2023</th><th>2023-2024</th><th>Target</th></tr></thead><tbody><tr><td>Information</td><td>4.58</td><td></td><td></td><td></td><td>4.00</td></tr><tr><td>Organization</td><td>4.71</td><td></td><td></td><td></td><td>4.00</td></tr><tr><td>Citations</td><td>4.79</td><td></td><td></td><td></td><td>4.00</td></tr><tr><td>Presentation</td><td>4.79</td><td></td><td></td><td></td><td>4.00</td></tr><tr><td>Use of CPT Codes</td><td>4.71</td><td></td><td></td><td></td><td>4.00</td></tr><tr><td>Use of ICD-10 Codes</td><td>5.00</td><td></td><td></td><td></td><td>4.00</td></tr></tbody></table>					Section	2020-2021	2021-2022	2022-2023	2023-2024	Target	Information	4.58				4.00	Organization	4.71				4.00	Citations	4.79				4.00	Presentation	4.79				4.00	Use of CPT Codes	4.71				4.00	Use of ICD-10 Codes	5.00				4.00
		Target	2020-2021	2021-2022	2022-2023	2023-2024																																																																																								
Information	4	4.58																																																																																												
Organization	4	4.71																																																																																												
Citations	4	4.79																																																																																												
Presentation	4	4.79																																																																																												
Use of CPT Codes	4	4.71																																																																																												
Use of ICD-10 Codes	4	5.00																																																																																												
Section	2020-2021	2021-2022	2022-2023	2023-2024	Target																																																																																									
Information	4.58				4.00																																																																																									
Organization	4.71				4.00																																																																																									
Citations	4.79				4.00																																																																																									
Presentation	4.79				4.00																																																																																									
Use of CPT Codes	4.71				4.00																																																																																									
Use of ICD-10 Codes	5.00				4.00																																																																																									
Narrative	The target was met, as 94% of students (17/18 submissions) met the target across the two classes. The lowest area of scoring was in providing “information” about the patient and their specific CC, s/s, and plan of care. Since these two courses coincide with the students’ first clinical experiences, it’s not surprising that they struggle with this the most (they lack real-world experience).																																																																																													

Plan	<ul style="list-style-type: none">• This is the first year of data collection using this instrument and assignment, so it will be kept the same for the next two years.
Timeline for Improvement	<ul style="list-style-type: none">• Fall 2021 (A. Dondanville)

Description	Epidemiology Proposal Project																																																																																																									
Outcome	Students will integrate knowledge, skills, and values from the arts and sciences to engage in critical and creative dialogue through discovery, analysis, and communication.																																																																																																									
Program	ATRG					HLHP																																																																																																				
	Objectives Measured		Target		Sample	Objectives Measured		Target		Sample																																																																																																
	PG2;SLO1;M5 QEP3		77% > 4.0		HSCS5100	PG2;SLO1;M5 QEP3		77% > 4.0		HSCS5100																																																																																																
Results	<div>Percent on Target</div> <table><tr><td></td><td>2019</td><td>2020</td><td>2021</td><td>2022</td></tr><tr><td>Tartet</td><td>77</td><td>77</td><td>77</td><td>77</td></tr><tr><td>ATRG</td><td></td><td></td><td></td><td></td></tr><tr><td>HLHP</td><td>0</td><td>100</td><td></td><td></td></tr></table>						2019	2020	2021	2022	Tartet	77	77	77	77	ATRG					HLHP	0	100			<div>Epi-Biostats Proposal Targets</div> <table><thead><tr><th>Year</th><th>HLHP (%)</th><th>Tartet (%)</th></tr></thead><tbody><tr><td>2019</td><td>0</td><td>77</td></tr><tr><td>2020</td><td>100</td><td>77</td></tr><tr><td>2021</td><td>0</td><td>77</td></tr><tr><td>2022</td><td>0</td><td>77</td></tr></tbody></table>					Year	HLHP (%)	Tartet (%)	2019	0	77	2020	100	77	2021	0	77	2022	0	77																																																													
	2019	2020	2021	2022																																																																																																						
Tartet	77	77	77	77																																																																																																						
ATRG																																																																																																										
HLHP	0	100																																																																																																								
Year	HLHP (%)	Tartet (%)																																																																																																								
2019	0	77																																																																																																								
2020	100	77																																																																																																								
2021	0	77																																																																																																								
2022	0	77																																																																																																								
	<div>Average Paper Scores</div> <table><tr><td></td><td>Target</td><td>2019</td><td>2020</td><td>2021</td><td>2022</td></tr><tr><td>General Style and Organization</td><td>4</td><td>3.00</td><td>5.00</td><td></td><td></td></tr><tr><td>Grammar and Word Choice</td><td>4</td><td>3.00</td><td>5.00</td><td></td><td></td></tr><tr><td>Introduction</td><td>4</td><td>4.00</td><td>5.00</td><td></td><td></td></tr><tr><td>Methods</td><td>4</td><td>3.00</td><td>4.00</td><td></td><td></td></tr><tr><td>References and In-text Citations</td><td>4</td><td>3.00</td><td>5.00</td><td></td><td></td></tr><tr><td>Results, Discussion, & Recommendations</td><td>4</td><td>3.00</td><td>3.67</td><td></td><td></td></tr><tr><td>Use of Evidence</td><td>4</td><td>3.00</td><td>5.00</td><td></td><td></td></tr></table>						Target	2019	2020	2021	2022	General Style and Organization	4	3.00	5.00			Grammar and Word Choice	4	3.00	5.00			Introduction	4	4.00	5.00			Methods	4	3.00	4.00			References and In-text Citations	4	3.00	5.00			Results, Discussion, & Recommendations	4	3.00	3.67			Use of Evidence	4	3.00	5.00			<div>Epi-Biostats Paper Scores</div> <table><thead><tr><th>Section</th><th>2019</th><th>2020</th><th>2021</th><th>2022</th><th>Target</th></tr></thead><tbody><tr><td>General Style and...</td><td>3.00</td><td>5.00</td><td></td><td></td><td>4.00</td></tr><tr><td>Grammar and Word...</td><td>3.00</td><td>5.00</td><td></td><td></td><td>4.00</td></tr><tr><td>Introduction</td><td>4.00</td><td>5.00</td><td></td><td></td><td>4.00</td></tr><tr><td>Methods</td><td>3.00</td><td>4.00</td><td></td><td></td><td>4.00</td></tr><tr><td>References and In-text...</td><td>3.00</td><td>5.00</td><td></td><td></td><td>4.00</td></tr><tr><td>Results, Discussion, &...</td><td>3.00</td><td>3.67</td><td></td><td></td><td>4.00</td></tr><tr><td>Use of Evidence</td><td>3.00</td><td>5.00</td><td></td><td></td><td>4.00</td></tr></tbody></table>					Section	2019	2020	2021	2022	Target	General Style and...	3.00	5.00			4.00	Grammar and Word...	3.00	5.00			4.00	Introduction	4.00	5.00			4.00	Methods	3.00	4.00			4.00	References and In-text...	3.00	5.00			4.00	Results, Discussion, &...	3.00	3.67			4.00	Use of Evidence	3.00	5.00			4.00
	Target	2019	2020	2021	2022																																																																																																					
General Style and Organization	4	3.00	5.00																																																																																																							
Grammar and Word Choice	4	3.00	5.00																																																																																																							
Introduction	4	4.00	5.00																																																																																																							
Methods	4	3.00	4.00																																																																																																							
References and In-text Citations	4	3.00	5.00																																																																																																							
Results, Discussion, & Recommendations	4	3.00	3.67																																																																																																							
Use of Evidence	4	3.00	5.00																																																																																																							
Section	2019	2020	2021	2022	Target																																																																																																					
General Style and...	3.00	5.00			4.00																																																																																																					
Grammar and Word...	3.00	5.00			4.00																																																																																																					
Introduction	4.00	5.00			4.00																																																																																																					
Methods	3.00	4.00			4.00																																																																																																					
References and In-text...	3.00	5.00			4.00																																																																																																					
Results, Discussion, &...	3.00	3.67			4.00																																																																																																					
Use of Evidence	3.00	5.00			4.00																																																																																																					

	<table><tr><th colspan="6">Average Conent Scores</th></tr><tr><th></th><th>Target</th><th>2019</th><th>2020</th><th>2021</th><th>2022</th></tr><tr><td>Research Question</td><td>4</td><td>3.00</td><td>5.00</td><td></td><td></td></tr><tr><td>Background Information on Condition</td><td>4</td><td>3.00</td><td>5.00</td><td></td><td></td></tr><tr><td>Relevance to Population Chosen</td><td>4</td><td>5.00</td><td>5.00</td><td></td><td></td></tr><tr><td>Data Collection Methods and Instruments</td><td>4</td><td>5.00</td><td>3.67</td><td></td><td></td></tr><tr><td>Potential Findings and Impact</td><td>4</td><td>4.00</td><td>4.33</td><td></td><td></td></tr></table>	Average Conent Scores							Target	2019	2020	2021	2022	Research Question	4	3.00	5.00			Background Information on Condition	4	3.00	5.00			Relevance to Population Chosen	4	5.00	5.00			Data Collection Methods and Instruments	4	5.00	3.67			Potential Findings and Impact	4	4.00	4.33			<div><h3>Epi-Biostats Content Scores</h3><table><caption>Epi-Biostats Content Scores Data</caption><thead><tr><th>Category</th><th>2019</th><th>2020</th><th>2021</th><th>2022</th><th>Target</th></tr></thead><tbody><tr><td>Research Question</td><td>3.00</td><td>5.00</td><td></td><td></td><td>4.00</td></tr><tr><td>Background Information on Condition</td><td>3.00</td><td>5.00</td><td></td><td></td><td>4.00</td></tr><tr><td>Relevance to Population Chosen</td><td>5.00</td><td>5.00</td><td></td><td></td><td>4.00</td></tr><tr><td>Data Collection Methods and Instruments</td><td>5.00</td><td>3.67</td><td></td><td></td><td>4.00</td></tr><tr><td>Potential Findings and Impact</td><td>4.00</td><td>4.33</td><td></td><td></td><td>4.00</td></tr></tbody></table></div>	Category	2019	2020	2021	2022	Target	Research Question	3.00	5.00			4.00	Background Information on Condition	3.00	5.00			4.00	Relevance to Population Chosen	5.00	5.00			4.00	Data Collection Methods and Instruments	5.00	3.67			4.00	Potential Findings and Impact	4.00	4.33			4.00
Average Conent Scores																																																																																
	Target	2019	2020	2021	2022																																																																											
Research Question	4	3.00	5.00																																																																													
Background Information on Condition	4	3.00	5.00																																																																													
Relevance to Population Chosen	4	5.00	5.00																																																																													
Data Collection Methods and Instruments	4	5.00	3.67																																																																													
Potential Findings and Impact	4	4.00	4.33																																																																													
Category	2019	2020	2021	2022	Target																																																																											
Research Question	3.00	5.00			4.00																																																																											
Background Information on Condition	3.00	5.00			4.00																																																																											
Relevance to Population Chosen	5.00	5.00			4.00																																																																											
Data Collection Methods and Instruments	5.00	3.67			4.00																																																																											
Potential Findings and Impact	4.00	4.33			4.00																																																																											
Narrative	<p>This goal was met, as all students (3/3) in the course scored >4 on the rubric. This includes showing improvement in 5 out of 6 areas on the paper rubric. This cohort of students also showed improvement in the 2 deficient content areas (research question and background information), but failed to do as well as the previous student in 1 content area (data collection methods). Anecdotally, all three students made similar errors on this part of the assignment, making it likely the assignment instructions were unclear.</p> <p>ATRG: none enrolled HLHP: 3/3</p>																																																																															
Plan	<ul style="list-style-type: none">Administer this project in the same format in fall 2021, with additional attention paid to clarifying the data collection/methods instructions to have a better idea of its difficulty and/or areas for revision after the third year of data collection.																																																																															
Timeline for Improvement	<ul style="list-style-type: none">These data will be collected in fall 2021 (A. Dondanville)																																																																															

Description	Intervention Strategy Project																																																																																																									
Outcome	Students will integrate knowledge, skills, and values from the arts and sciences to engage in critical and creative dialogue through discovery, analysis, and communication.																																																																																																									
Program	ATRG					HLHP																																																																																																				
	Objectives Measured		Target		Sample	Objectives Measured		Target		Sample																																																																																																
	PG2;SLO1;M6		80% > 4.0		HSCS5301 or HSCS5340	PG3;SLO2;M6		80% > 4.0		HSCS5301 and HSCS5340																																																																																																
Results	<div>Percent on Target</div> <table><thead><tr><th></th><th>Target</th><th>2021</th><th>2022</th><th>2023</th><th>2024</th></tr></thead><tbody><tr><td>All</td><td>80</td><td>100</td><td></td><td></td><td></td></tr><tr><td>ATRG HSCS5301</td><td>80</td><td>-</td><td></td><td></td><td></td></tr><tr><td>ATRG HSCS5340</td><td>80</td><td>-</td><td></td><td></td><td></td></tr><tr><td>HLHP HSCS5301</td><td>80</td><td>100</td><td></td><td></td><td></td></tr><tr><td>HLHP HSCS5340</td><td>80</td><td>100</td><td></td><td></td><td></td></tr></tbody></table>						Target	2021	2022	2023	2024	All	80	100				ATRG HSCS5301	80	-				ATRG HSCS5340	80	-				HLHP HSCS5301	80	100				HLHP HSCS5340	80	100				<div>Intervnetion Project Targets</div> <table><thead><tr><th>Category</th><th>2021</th><th>2022</th><th>2023</th><th>2024</th><th>Target</th></tr></thead><tbody><tr><td>All</td><td>100</td><td>100</td><td>100</td><td>100</td><td>80</td></tr><tr><td>ATRG HSCS5301</td><td>-</td><td>-</td><td>-</td><td>-</td><td>80</td></tr><tr><td>ATRG HSCS5340</td><td>-</td><td>-</td><td>-</td><td>-</td><td>80</td></tr><tr><td>HLHP HSCS5301</td><td>100</td><td>100</td><td>100</td><td>100</td><td>80</td></tr><tr><td>HLHP HSCS5340</td><td>100</td><td>100</td><td>100</td><td>100</td><td>80</td></tr></tbody></table>					Category	2021	2022	2023	2024	Target	All	100	100	100	100	80	ATRG HSCS5301	-	-	-	-	80	ATRG HSCS5340	-	-	-	-	80	HLHP HSCS5301	100	100	100	100	80	HLHP HSCS5340	100	100	100	100	80																								
	Target	2021	2022	2023	2024																																																																																																					
All	80	100																																																																																																								
ATRG HSCS5301	80	-																																																																																																								
ATRG HSCS5340	80	-																																																																																																								
HLHP HSCS5301	80	100																																																																																																								
HLHP HSCS5340	80	100																																																																																																								
Category	2021	2022	2023	2024	Target																																																																																																					
All	100	100	100	100	80																																																																																																					
ATRG HSCS5301	-	-	-	-	80																																																																																																					
ATRG HSCS5340	-	-	-	-	80																																																																																																					
HLHP HSCS5301	100	100	100	100	80																																																																																																					
HLHP HSCS5340	100	100	100	100	80																																																																																																					
	<div>Average Scores</div> <table><thead><tr><th></th><th>Target</th><th>2021</th><th>2022</th><th>2023</th><th>2024</th></tr></thead><tbody><tr><td>Connection to Health</td><td>4</td><td>5.00</td><td></td><td></td><td></td></tr><tr><td>Mechanics</td><td>4</td><td>5.00</td><td></td><td></td><td></td></tr><tr><td>Organization & Length</td><td>4</td><td>4.50</td><td></td><td></td><td></td></tr><tr><td>Strategy Developme</td><td>4</td><td>5.00</td><td></td><td></td><td></td></tr><tr><td>Summarize Condition</td><td>4</td><td>4.83</td><td></td><td></td><td></td></tr><tr><td>HSCS5301 Average</td><td>4</td><td>4.80</td><td></td><td></td><td></td></tr><tr><td>HSCS340 Average</td><td>4</td><td>4.93</td><td></td><td></td><td></td></tr></tbody></table>						Target	2021	2022	2023	2024	Connection to Health	4	5.00				Mechanics	4	5.00				Organization & Length	4	4.50				Strategy Developme	4	5.00				Summarize Condition	4	4.83				HSCS5301 Average	4	4.80				HSCS340 Average	4	4.93				<div>Intervention Project Section Scores</div> <table><thead><tr><th>Category</th><th>2021</th><th>2022</th><th>2023</th><th>2024</th><th>Target</th></tr></thead><tbody><tr><td>Connection to Health</td><td>5.00</td><td>5.00</td><td>5.00</td><td>5.00</td><td>4.00</td></tr><tr><td>Mechanics</td><td>5.00</td><td>5.00</td><td>5.00</td><td>5.00</td><td>4.00</td></tr><tr><td>Organization & Length</td><td>4.50</td><td>4.50</td><td>4.50</td><td>4.50</td><td>4.00</td></tr><tr><td>Strategy Development</td><td>5.00</td><td>5.00</td><td>5.00</td><td>5.00</td><td>4.00</td></tr><tr><td>Summarize Condition</td><td>4.83</td><td>4.83</td><td>4.83</td><td>4.83</td><td>4.00</td></tr><tr><td>HSCS5301 Average</td><td>4.80</td><td>4.80</td><td>4.80</td><td>4.80</td><td>4.00</td></tr><tr><td>HSCS340 Average</td><td>4.93</td><td>4.93</td><td>4.93</td><td>4.93</td><td>4.00</td></tr></tbody></table>					Category	2021	2022	2023	2024	Target	Connection to Health	5.00	5.00	5.00	5.00	4.00	Mechanics	5.00	5.00	5.00	5.00	4.00	Organization & Length	4.50	4.50	4.50	4.50	4.00	Strategy Development	5.00	5.00	5.00	5.00	4.00	Summarize Condition	4.83	4.83	4.83	4.83	4.00	HSCS5301 Average	4.80	4.80	4.80	4.80	4.00	HSCS340 Average	4.93	4.93	4.93	4.93	4.00
	Target	2021	2022	2023	2024																																																																																																					
Connection to Health	4	5.00																																																																																																								
Mechanics	4	5.00																																																																																																								
Organization & Length	4	4.50																																																																																																								
Strategy Developme	4	5.00																																																																																																								
Summarize Condition	4	4.83																																																																																																								
HSCS5301 Average	4	4.80																																																																																																								
HSCS340 Average	4	4.93																																																																																																								
Category	2021	2022	2023	2024	Target																																																																																																					
Connection to Health	5.00	5.00	5.00	5.00	4.00																																																																																																					
Mechanics	5.00	5.00	5.00	5.00	4.00																																																																																																					
Organization & Length	4.50	4.50	4.50	4.50	4.00																																																																																																					
Strategy Development	5.00	5.00	5.00	5.00	4.00																																																																																																					
Summarize Condition	4.83	4.83	4.83	4.83	4.00																																																																																																					
HSCS5301 Average	4.80	4.80	4.80	4.80	4.00																																																																																																					
HSCS340 Average	4.93	4.93	4.93	4.93	4.00																																																																																																					

Narrative	<p>All students (3/3) met the requirement for this assignment. With this being assigned as a four-part semester long project, the students had multiple opportunities to consider modifications and address the shortcomings in their interventions. In addition, all three students were very strong writers and researchers.</p> <p>ATRG: no data HLHP: 3/3 and 3/3</p>
Plan	<ul style="list-style-type: none"> • Consider modifying the requirements of this assignment to increase rigor and be more reflective of graduate-level work. This could include more detailed descriptions of formatting (APA, MLA, and/or AMA). • The first ATRG graduate student should complete these courses in Spring 2022.
Timeline for Improvement	<ul style="list-style-type: none"> • Spring 2022 (B. Reynolds and G. Ryan)

Description	PICO(T) Projects																																																																																																																					
Outcome	Students will integrate knowledge, skills, and values from the arts and sciences to engage in critical and creative dialogue through discovery, analysis, and communication.																																																																																																																					
Program	ATRG					HLHP																																																																																																																
	Objectives Measured		Target		Sample	Objectives Measured		Target		Sample																																																																																																												
	PG2;SLO1;M7 QEP2		80% > 4.0		ATRG6420																																																																																																																	
Results	<p>Percent on Target</p> <table><thead><tr><th></th><th>Target</th><th>2020-2021</th><th>2021-2022</th><th>2022-2023</th><th>2023-2024</th></tr></thead><tbody><tr><td>All</td><td>80</td><td>67</td><td></td><td></td><td></td></tr><tr><td>ATRG5303</td><td>80</td><td>-</td><td></td><td></td><td></td></tr><tr><td>ATRG5323</td><td>80</td><td>67</td><td></td><td></td><td></td></tr></tbody></table>						Target	2020-2021	2021-2022	2022-2023	2023-2024	All	80	67				ATRG5303	80	-				ATRG5323	80	67				<p>PICO Question Targets</p> <table><thead><tr><th>Category</th><th>2020-2021</th><th>2021-2022</th><th>2022-2023</th><th>2023-2024</th><th>Target</th></tr></thead><tbody><tr><td>All</td><td>67</td><td></td><td></td><td></td><td>80</td></tr><tr><td>ATRG5303</td><td></td><td></td><td></td><td></td><td>80</td></tr><tr><td>ATRG5323</td><td>67</td><td></td><td></td><td></td><td>80</td></tr></tbody></table>					Category	2020-2021	2021-2022	2022-2023	2023-2024	Target	All	67				80	ATRG5303					80	ATRG5323	67				80																																																												
	Target	2020-2021	2021-2022	2022-2023	2023-2024																																																																																																																	
All	80	67																																																																																																																				
ATRG5303	80	-																																																																																																																				
ATRG5323	80	67																																																																																																																				
Category	2020-2021	2021-2022	2022-2023	2023-2024	Target																																																																																																																	
All	67				80																																																																																																																	
ATRG5303					80																																																																																																																	
ATRG5323	67				80																																																																																																																	
	<p>Average Scores</p> <table><thead><tr><th></th><th>Target</th><th>2020-2021</th><th>2021-2022</th><th>2022-2023</th><th>2023-2024</th></tr></thead><tbody><tr><td>PICO1-Patients</td><td>4</td><td>5.00</td><td></td><td></td><td></td></tr><tr><td>PICO2-Intervention</td><td>4</td><td>4.83</td><td></td><td></td><td></td></tr><tr><td>PICO3-Comparable</td><td>4</td><td>4.83</td><td></td><td></td><td></td></tr><tr><td>PICO4-Outcomes</td><td>4</td><td>5.00</td><td></td><td></td><td></td></tr><tr><td>PICO5-TimeFrame</td><td>4</td><td>4.83</td><td></td><td></td><td></td></tr><tr><td>PICO6-Question</td><td>4</td><td>4.42</td><td></td><td></td><td></td></tr><tr><td>PICO7-Patient Outcome Measure</td><td>4</td><td>3.00</td><td></td><td></td><td></td></tr><tr><td>PICO8-Clinician Outcome Measures</td><td>4</td><td>3.17</td><td></td><td></td><td></td></tr></tbody></table>						Target	2020-2021	2021-2022	2022-2023	2023-2024	PICO1-Patients	4	5.00				PICO2-Intervention	4	4.83				PICO3-Comparable	4	4.83				PICO4-Outcomes	4	5.00				PICO5-TimeFrame	4	4.83				PICO6-Question	4	4.42				PICO7-Patient Outcome Measure	4	3.00				PICO8-Clinician Outcome Measures	4	3.17				<p>PICO Question Section Scores</p> <table><thead><tr><th>Category</th><th>2020-2021</th><th>2021-2022</th><th>2022-2023</th><th>2023-2024</th><th>Target</th></tr></thead><tbody><tr><td>PICO1-Patients</td><td>5.00</td><td></td><td></td><td></td><td>4.00</td></tr><tr><td>PICO2-Intervention</td><td>4.83</td><td></td><td></td><td></td><td>4.00</td></tr><tr><td>PICO3-Comparable</td><td>4.83</td><td></td><td></td><td></td><td>4.00</td></tr><tr><td>PICO4-Outcomes</td><td>5.00</td><td></td><td></td><td></td><td>4.00</td></tr><tr><td>PICO5-TimeFrame</td><td>4.83</td><td></td><td></td><td></td><td>4.00</td></tr><tr><td>PICO6-Question</td><td>4.42</td><td></td><td></td><td></td><td>4.00</td></tr><tr><td>PICO7-Patient Outcome Measure</td><td>3.00</td><td></td><td></td><td></td><td>4.00</td></tr><tr><td>PICO8-Clinician Outcome Measures</td><td>3.17</td><td></td><td></td><td></td><td>4.00</td></tr></tbody></table>					Category	2020-2021	2021-2022	2022-2023	2023-2024	Target	PICO1-Patients	5.00				4.00	PICO2-Intervention	4.83				4.00	PICO3-Comparable	4.83				4.00	PICO4-Outcomes	5.00				4.00	PICO5-TimeFrame	4.83				4.00	PICO6-Question	4.42				4.00	PICO7-Patient Outcome Measure	3.00				4.00	PICO8-Clinician Outcome Measures	3.17				4.00
	Target	2020-2021	2021-2022	2022-2023	2023-2024																																																																																																																	
PICO1-Patients	4	5.00																																																																																																																				
PICO2-Intervention	4	4.83																																																																																																																				
PICO3-Comparable	4	4.83																																																																																																																				
PICO4-Outcomes	4	5.00																																																																																																																				
PICO5-TimeFrame	4	4.83																																																																																																																				
PICO6-Question	4	4.42																																																																																																																				
PICO7-Patient Outcome Measure	4	3.00																																																																																																																				
PICO8-Clinician Outcome Measures	4	3.17																																																																																																																				
Category	2020-2021	2021-2022	2022-2023	2023-2024	Target																																																																																																																	
PICO1-Patients	5.00				4.00																																																																																																																	
PICO2-Intervention	4.83				4.00																																																																																																																	
PICO3-Comparable	4.83				4.00																																																																																																																	
PICO4-Outcomes	5.00				4.00																																																																																																																	
PICO5-TimeFrame	4.83				4.00																																																																																																																	
PICO6-Question	4.42				4.00																																																																																																																	
PICO7-Patient Outcome Measure	3.00				4.00																																																																																																																	
PICO8-Clinician Outcome Measures	3.17				4.00																																																																																																																	
Narrative	This measure was incorporated into the assessment plan midyear; therefore, only spring data were collected. The goal was not met, as only 67% of submissions (4/6) met the target. As is evidenced by the average section scores, students were successful at writing PICO(T) questions. However, one student failed to follow instructions to include Patient-Oriented and Clinician-Oriented outcomes in either of his two submissions, bringing the average																																																																																																																					

	score and percent-on-target down. This expectation will be emphasized next year.
Plan	<ul style="list-style-type: none"> Continue using this measure in Fall 2021.
Timeline for Improvement	<ul style="list-style-type: none"> Fall 2021 and Spring 2022 (A. Dondanville)

Description	EBP Article Analyses					
Outcome	Students will integrate knowledge, skills, and values from the arts and sciences to engage in critical and creative dialogue through discovery, analysis, and communication.					
Program	ATRG			HLHP		
	Objectives Measured	Target	Sample	Objectives Measured	Target	Sample
	PG2;SLO1;M8	80% > 4.0	ATRG6420			
Results	Percent on Target No data (no students enrolled)					
	Average Scores No data (no students enrolled)					
Narrative	No data (no students enrolled).					
Plan	<ul style="list-style-type: none">Implement the use of this measure in Spring 2022.					
Timeline for Improvement	<ul style="list-style-type: none">Spring 2022 (A. Dondanville)					

Description	Patient Experience Exam Questions					
Outcome	Students will integrate knowledge, skills, and values from the arts and sciences to engage in critical and creative dialogue through discovery, analysis, and communication.					
Program	ATRG			HLHP		
	Objectives Measured	Target	Sample	Objectives Measured	Target	Sample
	PG2;SLO1;M9	77% of questions correct	ATRG5125	PG3;SLO2;M5	77% of questions correct	ATRG5125
Results	Percent on Target No data					
	Average Scores No data					
Narrative	This assessment was developed midyear; the first data will be collected in summer 2021. ATRG: no data HLHP: no data					
Plan	<ul style="list-style-type: none">n/a					
Timeline for Improvement	<ul style="list-style-type: none">Summer 2021 (E. McKinney)					

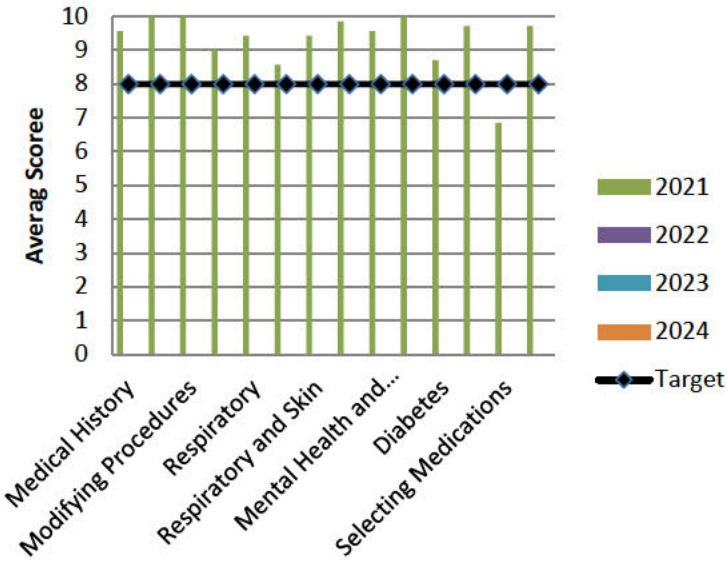


Description	Rehabilitation Resources Project																																			
Outcome	Students will integrate knowledge, skills, and values from the arts and sciences to engage in critical and creative dialogue through discovery, analysis, and communication.																																			
Program	ATRG			HLHP																																
	Objectives Measured	Target	Sample	Objectives Measured	Target	Sample																														
	PG2;SLO1;M10	77% > 4.0	ATRG5322																																	
Results	<div>Percent on Target</div> <table><tr><td></td><td>2021</td><td>2022</td><td>2023</td><td>2024</td></tr><tr><td>Target</td><td>77</td><td>77</td><td>77</td><td>77</td></tr><tr><td>All</td><td>100</td><td></td><td></td><td></td></tr></table>				2021	2022	2023	2024	Target	77	77	77	77	All	100				<div>Rehab Resources Rubric Targets</div> <table><tr><th>Year</th><th>All</th><th>Target</th></tr><tr><td>2021</td><td>100</td><td>77</td></tr><tr><td>2022</td><td></td><td>77</td></tr><tr><td>2023</td><td></td><td>77</td></tr><tr><td>2024</td><td></td><td>77</td></tr></table>			Year	All	Target	2021	100	77	2022		77	2023		77	2024		77
	2021	2022	2023	2024																																
Target	77	77	77	77																																
All	100																																			
Year	All	Target																																		
2021	100	77																																		
2022		77																																		
2023		77																																		
2024		77																																		

	Average Scores				
	Target	2021	2022	2023	2024
1-2 Techniques	4	5.00			
Citations on Images	4	5.00			
Concussion Coordination	4	4.33			
Concussion Flexibility	4	4.00			
Concussion Special	4	5.00			
Concussion Strength	4	4.00			
Core/LB Coordination	4	5.00			
Core/LB Flexibility	4	5.00			
Core/LB Special	4	4.67			
Core/LB Strength	4	5.00			
Elbow/Wrist/Hand Coordination	4	5.00			
Elbow/Wrist/Hand Flexibility	4	5.00			
Elbow/Wrist/Hand Special	4	4.67			
Elbow/Wrist/Hand Strength	4	4.67			
Electronic Copy on time	4	5.00			
FB/LAX Agility	4	5.00			
FB/LAX Speed/Power	4	5.00			
Foot/Ankle/LL Coordination	4	5.00			
Foot/Ankle/LL Flexibility	4	5.00			
Foot/Ankle/LL Special	4	5.00			
Foot/Ankle/LL Strength	4	5.00			

Average Scores					
	Target	2021	2022	2023	2024
Goal Setting	4	4.72			
Hip/Knee Coordination	4	5.00			
Hip/Knee Flexibility	4	5.00			
Hip/Knee Special	4	4.67			
Hip/Knee Strength	4	5.00			
Lower Injury Cardio	4	4.67			
Organization/Labels	4	3.83			
Print Copy on time	4	5.00			
Shoulder Coordination	4	5.00			
Shoulder Flexibility	4	5.00			
Shoulder Special	4	4.67			
Shoulder Strength	4	5.00			
Soccer/Basketball Agility	4	5.00			
Soccer/Basketball Speed/Power	4	5.00			
Total Body Cardio	4	5.00			
Upper Injury Cardio	4	5.00			
VB/Tennis Agility	4	5.00			
VB/Tennis Speed/Power	4	5.00			

	<div><h3>Rehab Resources Content Scores</h3><p>The chart displays the average scores for 33 different rehab resource categories. The y-axis represents the 'Average Score' from 0.00 to 6.00. The x-axis lists the categories. For each category, there are four bars representing the years 2021 (red), 2022 (green), 2023 (purple), and 2024 (blue). A black line with diamond markers represents the 'Target' score, which is consistently 4.00 for all categories. All bars for all years reach the 4.00 target line.</p><table><thead><tr><th>Category</th><th>2021</th><th>2022</th><th>2023</th><th>2024</th><th>Target</th></tr></thead><tbody><tr><td>1-2 Techniques</td><td>4.00</td><td>4.00</td><td>4.00</td><td>4.00</td><td>4.00</td></tr><tr><td>Citations on Images</td><td>4.00</td><td>4.00</td><td>4.00</td><td>4.00</td><td>4.00</td></tr><tr><td>Concussion...</td><td>4.00</td><td>4.00</td><td>4.00</td><td>4.00</td><td>4.00</td></tr><tr><td>Concussion...</td><td>4.00</td><td>4.00</td><td>4.00</td><td>4.00</td><td>4.00</td></tr><tr><td>Concussion Special</td><td>4.00</td><td>4.00</td><td>4.00</td><td>4.00</td><td>4.00</td></tr><tr><td>Concussion Strength</td><td>4.00</td><td>4.00</td><td>4.00</td><td>4.00</td><td>4.00</td></tr><tr><td>Core/LB...</td><td>4.00</td><td>4.00</td><td>4.00</td><td>4.00</td><td>4.00</td></tr><tr><td>Core/LB Flexibility</td><td>4.00</td><td>4.00</td><td>4.00</td><td>4.00</td><td>4.00</td></tr><tr><td>Core/LB Special</td><td>4.00</td><td>4.00</td><td>4.00</td><td>4.00</td><td>4.00</td></tr><tr><td>Core/LB Strength</td><td>4.00</td><td>4.00</td><td>4.00</td><td>4.00</td><td>4.00</td></tr><tr><td>Elbow/Wrist/Hand...</td><td>4.00</td><td>4.00</td><td>4.00</td><td>4.00</td><td>4.00</td></tr><tr><td>Elbow/Wrist/Hand...</td><td>4.00</td><td>4.00</td><td>4.00</td><td>4.00</td><td>4.00</td></tr><tr><td>Elbow/Wrist/Hand...</td><td>4.00</td><td>4.00</td><td>4.00</td><td>4.00</td><td>4.00</td></tr><tr><td>Elbow/Wrist/Hand...</td><td>4.00</td><td>4.00</td><td>4.00</td><td>4.00</td><td>4.00</td></tr><tr><td>Electronic Copy on...</td><td>4.00</td><td>4.00</td><td>4.00</td><td>4.00</td><td>4.00</td></tr><tr><td>FB/LAX Agility</td><td>4.00</td><td>4.00</td><td>4.00</td><td>4.00</td><td>4.00</td></tr><tr><td>FB/LAX...</td><td>4.00</td><td>4.00</td><td>4.00</td><td>4.00</td><td>4.00</td></tr><tr><td>Foot/Ankle/LL...</td><td>4.00</td><td>4.00</td><td>4.00</td><td>4.00</td><td>4.00</td></tr><tr><td>Foot/Ankle/LL...</td><td>4.00</td><td>4.00</td><td>4.00</td><td>4.00</td><td>4.00</td></tr><tr><td>Foot/Ankle/LL...</td><td>4.00</td><td>4.00</td><td>4.00</td><td>4.00</td><td>4.00</td></tr><tr><td>Foot/Ankle/LL...</td><td>4.00</td><td>4.00</td><td>4.00</td><td>4.00</td><td>4.00</td></tr><tr><td>Goal Setting</td><td>4.00</td><td>4.00</td><td>4.00</td><td>4.00</td><td>4.00</td></tr><tr><td>Hip/Knee...</td><td>4.00</td><td>4.00</td><td>4.00</td><td>4.00</td><td>4.00</td></tr><tr><td>Hip/Knee Flexibility</td><td>4.00</td><td>4.00</td><td>4.00</td><td>4.00</td><td>4.00</td></tr><tr><td>Hip/Knee Special</td><td>4.00</td><td>4.00</td><td>4.00</td><td>4.00</td><td>4.00</td></tr><tr><td>Hip/Knee Strength</td><td>4.00</td><td>4.00</td><td>4.00</td><td>4.00</td><td>4.00</td></tr><tr><td>Lower Injury Cardio</td><td>4.00</td><td>4.00</td><td>4.00</td><td>4.00</td><td>4.00</td></tr><tr><td>Organization/Labels</td><td>4.00</td><td>4.00</td><td>4.00</td><td>4.00</td><td>4.00</td></tr><tr><td>Print Copy on time</td><td>4.00</td><td>4.00</td><td>4.00</td><td>4.00</td><td>4.00</td></tr><tr><td>Shoulder...</td><td>4.00</td><td>4.00</td><td>4.00</td><td>4.00</td><td>4.00</td></tr><tr><td>Shoulder Flexibility</td><td>4.00</td><td>4.00</td><td>4.00</td><td>4.00</td><td>4.00</td></tr><tr><td>Shoulder Special</td><td>4.00</td><td>4.00</td><td>4.00</td><td>4.00</td><td>4.00</td></tr><tr><td>Shoulder Strength</td><td>4.00</td><td>4.00</td><td>4.00</td><td>4.00</td><td>4.00</td></tr><tr><td>Soccer/Basketball...</td><td>4.00</td><td>4.00</td><td>4.00</td><td>4.00</td><td>4.00</td></tr><tr><td>Soccer/Basketball...</td><td>4.00</td><td>4.00</td><td>4.00</td><td>4.00</td><td>4.00</td></tr><tr><td>Total Body Cardio</td><td>4.00</td><td>4.00</td><td>4.00</td><td>4.00</td><td>4.00</td></tr><tr><td>Upper Injury Cardio</td><td>4.00</td><td>4.00</td><td>4.00</td><td>4.00</td><td>4.00</td></tr><tr><td>VB/Tennis Agility</td><td>4.00</td><td>4.00</td><td>4.00</td><td>4.00</td><td>4.00</td></tr><tr><td>VB/Tennis...</td><td>4.00</td><td>4.00</td><td>4.00</td><td>4.00</td><td>4.00</td></tr></tbody></table></div>	Category	2021	2022	2023	2024	Target	1-2 Techniques	4.00	4.00	4.00	4.00	4.00	Citations on Images	4.00	4.00	4.00	4.00	4.00	Concussion...	4.00	4.00	4.00	4.00	4.00	Concussion...	4.00	4.00	4.00	4.00	4.00	Concussion Special	4.00	4.00	4.00	4.00	4.00	Concussion Strength	4.00	4.00	4.00	4.00	4.00	Core/LB...	4.00	4.00	4.00	4.00	4.00	Core/LB Flexibility	4.00	4.00	4.00	4.00	4.00	Core/LB Special	4.00	4.00	4.00	4.00	4.00	Core/LB Strength	4.00	4.00	4.00	4.00	4.00	Elbow/Wrist/Hand...	4.00	4.00	4.00	4.00	4.00	Elbow/Wrist/Hand...	4.00	4.00	4.00	4.00	4.00	Elbow/Wrist/Hand...	4.00	4.00	4.00	4.00	4.00	Elbow/Wrist/Hand...	4.00	4.00	4.00	4.00	4.00	Electronic Copy on...	4.00	4.00	4.00	4.00	4.00	FB/LAX Agility	4.00	4.00	4.00	4.00	4.00	FB/LAX...	4.00	4.00	4.00	4.00	4.00	Foot/Ankle/LL...	4.00	4.00	4.00	4.00	4.00	Foot/Ankle/LL...	4.00	4.00	4.00	4.00	4.00	Foot/Ankle/LL...	4.00	4.00	4.00	4.00	4.00	Foot/Ankle/LL...	4.00	4.00	4.00	4.00	4.00	Goal Setting	4.00	4.00	4.00	4.00	4.00	Hip/Knee...	4.00	4.00	4.00	4.00	4.00	Hip/Knee Flexibility	4.00	4.00	4.00	4.00	4.00	Hip/Knee Special	4.00	4.00	4.00	4.00	4.00	Hip/Knee Strength	4.00	4.00	4.00	4.00	4.00	Lower Injury Cardio	4.00	4.00	4.00	4.00	4.00	Organization/Labels	4.00	4.00	4.00	4.00	4.00	Print Copy on time	4.00	4.00	4.00	4.00	4.00	Shoulder...	4.00	4.00	4.00	4.00	4.00	Shoulder Flexibility	4.00	4.00	4.00	4.00	4.00	Shoulder Special	4.00	4.00	4.00	4.00	4.00	Shoulder Strength	4.00	4.00	4.00	4.00	4.00	Soccer/Basketball...	4.00	4.00	4.00	4.00	4.00	Soccer/Basketball...	4.00	4.00	4.00	4.00	4.00	Total Body Cardio	4.00	4.00	4.00	4.00	4.00	Upper Injury Cardio	4.00	4.00	4.00	4.00	4.00	VB/Tennis Agility	4.00	4.00	4.00	4.00	4.00	VB/Tennis...	4.00	4.00	4.00	4.00	4.00
Category	2021	2022	2023	2024	Target																																																																																																																																																																																																																																												
1-2 Techniques	4.00	4.00	4.00	4.00	4.00																																																																																																																																																																																																																																												
Citations on Images	4.00	4.00	4.00	4.00	4.00																																																																																																																																																																																																																																												
Concussion...	4.00	4.00	4.00	4.00	4.00																																																																																																																																																																																																																																												
Concussion...	4.00	4.00	4.00	4.00	4.00																																																																																																																																																																																																																																												
Concussion Special	4.00	4.00	4.00	4.00	4.00																																																																																																																																																																																																																																												
Concussion Strength	4.00	4.00	4.00	4.00	4.00																																																																																																																																																																																																																																												
Core/LB...	4.00	4.00	4.00	4.00	4.00																																																																																																																																																																																																																																												
Core/LB Flexibility	4.00	4.00	4.00	4.00	4.00																																																																																																																																																																																																																																												
Core/LB Special	4.00	4.00	4.00	4.00	4.00																																																																																																																																																																																																																																												
Core/LB Strength	4.00	4.00	4.00	4.00	4.00																																																																																																																																																																																																																																												
Elbow/Wrist/Hand...	4.00	4.00	4.00	4.00	4.00																																																																																																																																																																																																																																												
Elbow/Wrist/Hand...	4.00	4.00	4.00	4.00	4.00																																																																																																																																																																																																																																												
Elbow/Wrist/Hand...	4.00	4.00	4.00	4.00	4.00																																																																																																																																																																																																																																												
Elbow/Wrist/Hand...	4.00	4.00	4.00	4.00	4.00																																																																																																																																																																																																																																												
Electronic Copy on...	4.00	4.00	4.00	4.00	4.00																																																																																																																																																																																																																																												
FB/LAX Agility	4.00	4.00	4.00	4.00	4.00																																																																																																																																																																																																																																												
FB/LAX...	4.00	4.00	4.00	4.00	4.00																																																																																																																																																																																																																																												
Foot/Ankle/LL...	4.00	4.00	4.00	4.00	4.00																																																																																																																																																																																																																																												
Foot/Ankle/LL...	4.00	4.00	4.00	4.00	4.00																																																																																																																																																																																																																																												
Foot/Ankle/LL...	4.00	4.00	4.00	4.00	4.00																																																																																																																																																																																																																																												
Foot/Ankle/LL...	4.00	4.00	4.00	4.00	4.00																																																																																																																																																																																																																																												
Goal Setting	4.00	4.00	4.00	4.00	4.00																																																																																																																																																																																																																																												
Hip/Knee...	4.00	4.00	4.00	4.00	4.00																																																																																																																																																																																																																																												
Hip/Knee Flexibility	4.00	4.00	4.00	4.00	4.00																																																																																																																																																																																																																																												
Hip/Knee Special	4.00	4.00	4.00	4.00	4.00																																																																																																																																																																																																																																												
Hip/Knee Strength	4.00	4.00	4.00	4.00	4.00																																																																																																																																																																																																																																												
Lower Injury Cardio	4.00	4.00	4.00	4.00	4.00																																																																																																																																																																																																																																												
Organization/Labels	4.00	4.00	4.00	4.00	4.00																																																																																																																																																																																																																																												
Print Copy on time	4.00	4.00	4.00	4.00	4.00																																																																																																																																																																																																																																												
Shoulder...	4.00	4.00	4.00	4.00	4.00																																																																																																																																																																																																																																												
Shoulder Flexibility	4.00	4.00	4.00	4.00	4.00																																																																																																																																																																																																																																												
Shoulder Special	4.00	4.00	4.00	4.00	4.00																																																																																																																																																																																																																																												
Shoulder Strength	4.00	4.00	4.00	4.00	4.00																																																																																																																																																																																																																																												
Soccer/Basketball...	4.00	4.00	4.00	4.00	4.00																																																																																																																																																																																																																																												
Soccer/Basketball...	4.00	4.00	4.00	4.00	4.00																																																																																																																																																																																																																																												
Total Body Cardio	4.00	4.00	4.00	4.00	4.00																																																																																																																																																																																																																																												
Upper Injury Cardio	4.00	4.00	4.00	4.00	4.00																																																																																																																																																																																																																																												
VB/Tennis Agility	4.00	4.00	4.00	4.00	4.00																																																																																																																																																																																																																																												
VB/Tennis...	4.00	4.00	4.00	4.00	4.00																																																																																																																																																																																																																																												
Narrative	<p>All students met the target (3/3). Assignment was updated this year to include a section for activities/exercises during concussion rehab/RTP protocol. Lower scores in the concussion sections were from students not identifying what phase/stage during the RTP protocol the given exercise could be implemented. Mostly unprofessional organization and presentation of finished resources product resulted in the related scores being lower; students did not include a table of contents or appropriately label the sections with dividers or tabs as indicated in the assignment instructions. One student’s sections started either in the middle or at the bottom of the page where the previous section ended instead of beginning the next section on a new page. Assignment was also updated to include a section for behavioral techniques that may be used to improve outcomes and compliance.</p>																																																																																																																																																																																																																																																
Plan	<ul style="list-style-type: none">Perhaps clarification in assignment instructions for concussion and behavioral techniques related to what should be included and provide examples.Assignment and rubric will be used again in Spring 2022																																																																																																																																																																																																																																																
Timeline for Improvement	<ul style="list-style-type: none">Spring 2022 (B. Reynolds)																																																																																																																																																																																																																																																

Description	Pathology and Pharmacology Written Assignments																																																							
Outcome	Students will integrate knowledge, skills, and values from the arts and sciences to engage in critical and creative dialogue through discovery, analysis, and communication.																																																							
Program	ATRG			HLHP																																																				
	Objectives Measured	Target	Sample	Objectives Measured	Target	Sample																																																		
	PG2;SLO1;M11	77% > 8/10	HSC5302	PG2;SLO1;M3	77% > 8/10	HSC5302																																																		
Results	<table><tr><td></td><td>2021</td><td>2022</td><td>2023</td><td>2024</td></tr><tr><td>Target</td><td>77</td><td>77</td><td>77</td><td>77</td></tr><tr><td>ATRG</td><td>91</td><td></td><td></td><td></td></tr><tr><td>HLHP</td><td>95</td><td></td><td></td><td></td></tr><tr><td>All</td><td>93</td><td></td><td></td><td></td></tr></table>				2021	2022	2023	2024	Target	77	77	77	77	ATRG	91				HLHP	95				All	93				<div><h3>Path & Pharm Written Targets</h3><table><caption>Path & Pharm Written Targets Data</caption><thead><tr><th>Year</th><th>ATRG (%)</th><th>HLHP (%)</th><th>All (%)</th><th>Target (%)</th></tr></thead><tbody><tr><td>2021</td><td>91</td><td>95</td><td>93</td><td>77</td></tr><tr><td>2022</td><td></td><td></td><td></td><td>77</td></tr><tr><td>2023</td><td></td><td></td><td></td><td>77</td></tr><tr><td>2024</td><td></td><td></td><td></td><td>77</td></tr></tbody></table></div>			Year	ATRG (%)	HLHP (%)	All (%)	Target (%)	2021	91	95	93	77	2022				77	2023				77	2024				77
		2021	2022	2023	2024																																																			
Target	77	77	77	77																																																				
ATRG	91																																																							
HLHP	95																																																							
All	93																																																							
Year	ATRG (%)	HLHP (%)	All (%)	Target (%)																																																				
2021	91	95	93	77																																																				
2022				77																																																				
2023				77																																																				
2024				77																																																				

	<table><tr><th colspan="6">Average Scores</th></tr><tr><th></th><th>Target</th><th>2021</th><th>2022</th><th>2023</th><th>2024</th></tr><tr><td>Medical History</td><td>8</td><td>9.57</td><td></td><td></td><td></td></tr><tr><td>Identify Populations</td><td>8</td><td>10</td><td></td><td></td><td></td></tr><tr><td>Modifying Procedures</td><td>8</td><td>10</td><td></td><td></td><td></td></tr><tr><td>Medication Communication</td><td>8</td><td>9</td><td></td><td></td><td></td></tr><tr><td>Respiratory</td><td>8</td><td>9.43</td><td></td><td></td><td></td></tr><tr><td>Asthma Medications</td><td>8</td><td>8.57</td><td></td><td></td><td></td></tr><tr><td>Respiratory and Skin</td><td>8</td><td>9.43</td><td></td><td></td><td></td></tr><tr><td>Gastrointestinal and Genitourinary</td><td>8</td><td>9.86</td><td></td><td></td><td></td></tr><tr><td>Mental Health and Neurological</td><td>8</td><td>9.57</td><td></td><td></td><td></td></tr><tr><td>EENT and Endocrine</td><td>8</td><td>10</td><td></td><td></td><td></td></tr><tr><td>Diabetes</td><td>8</td><td>8.71</td><td></td><td></td><td></td></tr><tr><td>Overdose and Mental Health</td><td>8</td><td>9.71</td><td></td><td></td><td></td></tr><tr><td>Selecting Medications</td><td>8</td><td>6.86</td><td></td><td></td><td></td></tr><tr><td>Comparing Medications</td><td>8</td><td>9.71</td><td></td><td></td><td></td></tr></table>	Average Scores							Target	2021	2022	2023	2024	Medical History	8	9.57				Identify Populations	8	10				Modifying Procedures	8	10				Medication Communication	8	9				Respiratory	8	9.43				Asthma Medications	8	8.57				Respiratory and Skin	8	9.43				Gastrointestinal and Genitourinary	8	9.86				Mental Health and Neurological	8	9.57				EENT and Endocrine	8	10				Diabetes	8	8.71				Overdose and Mental Health	8	9.71				Selecting Medications	8	6.86				Comparing Medications	8	9.71				<table><tr><th colspan="6">Path & Pharm Written Scores</th></tr><tr><td colspan="6"></td></tr><tr><td colspan="6"><table><tr><th>Category</th><th>2021</th><th>2022</th><th>2023</th><th>2024</th><th>Target</th></tr><tr><td>Medical History</td><td>9.57</td><td></td><td></td><td></td><td>8.0</td></tr><tr><td>Modifying Procedures</td><td>10</td><td></td><td></td><td></td><td>8.0</td></tr><tr><td>Respiratory</td><td>9.43</td><td></td><td></td><td></td><td>8.0</td></tr><tr><td>Respiratory and Skin</td><td>9.43</td><td></td><td></td><td></td><td>8.0</td></tr><tr><td>Mental Health and Neurological</td><td>9.57</td><td></td><td></td><td></td><td>8.0</td></tr><tr><td>Diabetes</td><td>8.71</td><td></td><td></td><td></td><td>8.0</td></tr><tr><td>Overdose and Mental Health</td><td>9.71</td><td></td><td></td><td></td><td>8.0</td></tr><tr><td>Selecting Medications</td><td>6.86</td><td></td><td></td><td></td><td>8.0</td></tr><tr><td>Comparing Medications</td><td>9.71</td><td></td><td></td><td></td><td>8.0</td></tr></table></td></tr></table>	Path & Pharm Written Scores												<table><tr><th>Category</th><th>2021</th><th>2022</th><th>2023</th><th>2024</th><th>Target</th></tr><tr><td>Medical History</td><td>9.57</td><td></td><td></td><td></td><td>8.0</td></tr><tr><td>Modifying Procedures</td><td>10</td><td></td><td></td><td></td><td>8.0</td></tr><tr><td>Respiratory</td><td>9.43</td><td></td><td></td><td></td><td>8.0</td></tr><tr><td>Respiratory and Skin</td><td>9.43</td><td></td><td></td><td></td><td>8.0</td></tr><tr><td>Mental Health and Neurological</td><td>9.57</td><td></td><td></td><td></td><td>8.0</td></tr><tr><td>Diabetes</td><td>8.71</td><td></td><td></td><td></td><td>8.0</td></tr><tr><td>Overdose and Mental Health</td><td>9.71</td><td></td><td></td><td></td><td>8.0</td></tr><tr><td>Selecting Medications</td><td>6.86</td><td></td><td></td><td></td><td>8.0</td></tr><tr><td>Comparing Medications</td><td>9.71</td><td></td><td></td><td></td><td>8.0</td></tr></table>						Category	2021	2022	2023	2024	Target	Medical History	9.57				8.0	Modifying Procedures	10				8.0	Respiratory	9.43				8.0	Respiratory and Skin	9.43				8.0	Mental Health and Neurological	9.57				8.0	Diabetes	8.71				8.0	Overdose and Mental Health	9.71				8.0	Selecting Medications	6.86				8.0	Comparing Medications	9.71				8.0
Average Scores																																																																																																																																																																																
	Target	2021	2022	2023	2024																																																																																																																																																																											
Medical History	8	9.57																																																																																																																																																																														
Identify Populations	8	10																																																																																																																																																																														
Modifying Procedures	8	10																																																																																																																																																																														
Medication Communication	8	9																																																																																																																																																																														
Respiratory	8	9.43																																																																																																																																																																														
Asthma Medications	8	8.57																																																																																																																																																																														
Respiratory and Skin	8	9.43																																																																																																																																																																														
Gastrointestinal and Genitourinary	8	9.86																																																																																																																																																																														
Mental Health and Neurological	8	9.57																																																																																																																																																																														
EENT and Endocrine	8	10																																																																																																																																																																														
Diabetes	8	8.71																																																																																																																																																																														
Overdose and Mental Health	8	9.71																																																																																																																																																																														
Selecting Medications	8	6.86																																																																																																																																																																														
Comparing Medications	8	9.71																																																																																																																																																																														
Path & Pharm Written Scores																																																																																																																																																																																
																																																																																																																																																																																
<table><tr><th>Category</th><th>2021</th><th>2022</th><th>2023</th><th>2024</th><th>Target</th></tr><tr><td>Medical History</td><td>9.57</td><td></td><td></td><td></td><td>8.0</td></tr><tr><td>Modifying Procedures</td><td>10</td><td></td><td></td><td></td><td>8.0</td></tr><tr><td>Respiratory</td><td>9.43</td><td></td><td></td><td></td><td>8.0</td></tr><tr><td>Respiratory and Skin</td><td>9.43</td><td></td><td></td><td></td><td>8.0</td></tr><tr><td>Mental Health and Neurological</td><td>9.57</td><td></td><td></td><td></td><td>8.0</td></tr><tr><td>Diabetes</td><td>8.71</td><td></td><td></td><td></td><td>8.0</td></tr><tr><td>Overdose and Mental Health</td><td>9.71</td><td></td><td></td><td></td><td>8.0</td></tr><tr><td>Selecting Medications</td><td>6.86</td><td></td><td></td><td></td><td>8.0</td></tr><tr><td>Comparing Medications</td><td>9.71</td><td></td><td></td><td></td><td>8.0</td></tr></table>						Category	2021	2022	2023	2024	Target	Medical History	9.57				8.0	Modifying Procedures	10				8.0	Respiratory	9.43				8.0	Respiratory and Skin	9.43				8.0	Mental Health and Neurological	9.57				8.0	Diabetes	8.71				8.0	Overdose and Mental Health	9.71				8.0	Selecting Medications	6.86				8.0	Comparing Medications	9.71				8.0																																																																																																															
Category	2021	2022	2023	2024	Target																																																																																																																																																																											
Medical History	9.57				8.0																																																																																																																																																																											
Modifying Procedures	10				8.0																																																																																																																																																																											
Respiratory	9.43				8.0																																																																																																																																																																											
Respiratory and Skin	9.43				8.0																																																																																																																																																																											
Mental Health and Neurological	9.57				8.0																																																																																																																																																																											
Diabetes	8.71				8.0																																																																																																																																																																											
Overdose and Mental Health	9.71				8.0																																																																																																																																																																											
Selecting Medications	6.86				8.0																																																																																																																																																																											
Comparing Medications	9.71				8.0																																																																																																																																																																											
Narrative	<p>This goal was met with 93% of the student submissions meeting the target (91/98). The lowest score was on the selecting medications project because one student did not submit and received a zero and another student completed the assignment incorrectly leading to a poor score. This is the first year of data collection.</p> <p>ATRG: 51/56</p> <p>HLHP: 40/42</p>																																																																																																																																																																															
Plan	<ul style="list-style-type: none">This project will be assigned again in the same format in spring 2022 with more clear assignment instructions for the selecting medications assignment.																																																																																																																																																																															
Timeline for Improvement	<ul style="list-style-type: none">These data will be collected in spring 2022 (E. McKinney)																																																																																																																																																																															

Description	Pathology & Pharmacology Research Presentation																																																																																																																																													
Outcome	Students will integrate knowledge, skills, and values from the arts and sciences to engage in critical and creative dialogue through discovery, analysis, and communication.																																																																																																																																													
Program	ATRG					HLHP																																																																																																																																								
	Objectives Measured		Target		Sample	Objectives Measured		Target		Sample																																																																																																																																				
	PG2;SLO1;M12		77% > 4.0		HSC5302	PG2;SLO1;M4		77% > 4.0		HSC5302																																																																																																																																				
Results	<div>Percent on Target</div> <table><thead><tr><th></th><th>2021</th><th>2022</th><th>2023</th><th>2024</th></tr></thead><tbody><tr><td>Target</td><td>77</td><td>77</td><td>77</td><td>77</td></tr><tr><td>ATRG</td><td>75</td><td></td><td></td><td></td></tr><tr><td>HLHP</td><td>100</td><td></td><td></td><td></td></tr><tr><td>All</td><td>86</td><td></td><td></td><td></td></tr></tbody></table>						2021	2022	2023	2024	Target	77	77	77	77	ATRG	75				HLHP	100				All	86				<div>Path & Pharm Presentation Targets</div> <table><thead><tr><th>Year</th><th>ATRG (%)</th><th>HLHP (%)</th><th>All (%)</th><th>Target (%)</th></tr></thead><tbody><tr><td>2021</td><td>75</td><td>100</td><td>86</td><td>77</td></tr><tr><td>2022</td><td></td><td></td><td></td><td>77</td></tr><tr><td>2023</td><td></td><td></td><td></td><td>77</td></tr><tr><td>2024</td><td></td><td></td><td></td><td>77</td></tr></tbody></table>					Year	ATRG (%)	HLHP (%)	All (%)	Target (%)	2021	75	100	86	77	2022				77	2023				77	2024				77																																																																																		
	2021	2022	2023	2024																																																																																																																																										
Target	77	77	77	77																																																																																																																																										
ATRG	75																																																																																																																																													
HLHP	100																																																																																																																																													
All	86																																																																																																																																													
Year	ATRG (%)	HLHP (%)	All (%)	Target (%)																																																																																																																																										
2021	75	100	86	77																																																																																																																																										
2022				77																																																																																																																																										
2023				77																																																																																																																																										
2024				77																																																																																																																																										
	<div>Average Scores</div> <table><thead><tr><th></th><th>Target</th><th>2021</th><th>2022</th><th>2023</th><th>2024</th></tr></thead><tbody><tr><td>Delivery and Eye Contact</td><td>4</td><td>4.86</td><td></td><td></td><td></td></tr><tr><td>Diagnostic Procedures</td><td>4</td><td>5</td><td></td><td></td><td></td></tr><tr><td>Differential Diagnosis and Referrals</td><td>4</td><td>4.29</td><td></td><td></td><td></td></tr><tr><td>Etiology and Description of the Medical Co</td><td>4</td><td>4.71</td><td></td><td></td><td></td></tr><tr><td>Organization and Visual Aids</td><td>4</td><td>4</td><td></td><td></td><td></td></tr><tr><td>Prognosis and Prevention</td><td>4</td><td>4.86</td><td></td><td></td><td></td></tr><tr><td>Results, Discussion, & Recommendations</td><td>4</td><td>4.71</td><td></td><td></td><td></td></tr><tr><td>Signs and Symptoms</td><td>4</td><td>5</td><td></td><td></td><td></td></tr><tr><td>Treatment including Medications and RTP</td><td>4</td><td>4.71</td><td></td><td></td><td></td></tr><tr><td>Use of Evidence and Citations</td><td>4</td><td>4.43</td><td></td><td></td><td></td></tr></tbody></table>						Target	2021	2022	2023	2024	Delivery and Eye Contact	4	4.86				Diagnostic Procedures	4	5				Differential Diagnosis and Referrals	4	4.29				Etiology and Description of the Medical Co	4	4.71				Organization and Visual Aids	4	4				Prognosis and Prevention	4	4.86				Results, Discussion, & Recommendations	4	4.71				Signs and Symptoms	4	5				Treatment including Medications and RTP	4	4.71				Use of Evidence and Citations	4	4.43				<div>Path & Pharm Presentation Scores</div> <table><thead><tr><th>Component</th><th>2021</th><th>2022</th><th>2023</th><th>2024</th><th>Target</th></tr></thead><tbody><tr><td>Delivery and...</td><td>4.86</td><td></td><td></td><td></td><td>4.0</td></tr><tr><td>Diagnostic...</td><td>5.00</td><td></td><td></td><td></td><td>4.0</td></tr><tr><td>Differential...</td><td>4.29</td><td></td><td></td><td></td><td>4.0</td></tr><tr><td>Etiology and...</td><td>4.71</td><td></td><td></td><td></td><td>4.0</td></tr><tr><td>Organization...</td><td>4.00</td><td></td><td></td><td></td><td>4.0</td></tr><tr><td>Prognosis and...</td><td>4.86</td><td></td><td></td><td></td><td>4.0</td></tr><tr><td>Results,...</td><td>4.71</td><td></td><td></td><td></td><td>4.0</td></tr><tr><td>Signs and...</td><td>5.00</td><td></td><td></td><td></td><td>4.0</td></tr><tr><td>Treatment...</td><td>4.71</td><td></td><td></td><td></td><td>4.0</td></tr><tr><td>Use of...</td><td>4.43</td><td></td><td></td><td></td><td>4.0</td></tr></tbody></table>					Component	2021	2022	2023	2024	Target	Delivery and...	4.86				4.0	Diagnostic...	5.00				4.0	Differential...	4.29				4.0	Etiology and...	4.71				4.0	Organization...	4.00				4.0	Prognosis and...	4.86				4.0	Results,...	4.71				4.0	Signs and...	5.00				4.0	Treatment...	4.71				4.0	Use of...	4.43				4.0
	Target	2021	2022	2023	2024																																																																																																																																									
Delivery and Eye Contact	4	4.86																																																																																																																																												
Diagnostic Procedures	4	5																																																																																																																																												
Differential Diagnosis and Referrals	4	4.29																																																																																																																																												
Etiology and Description of the Medical Co	4	4.71																																																																																																																																												
Organization and Visual Aids	4	4																																																																																																																																												
Prognosis and Prevention	4	4.86																																																																																																																																												
Results, Discussion, & Recommendations	4	4.71																																																																																																																																												
Signs and Symptoms	4	5																																																																																																																																												
Treatment including Medications and RTP	4	4.71																																																																																																																																												
Use of Evidence and Citations	4	4.43																																																																																																																																												
Component	2021	2022	2023	2024	Target																																																																																																																																									
Delivery and...	4.86				4.0																																																																																																																																									
Diagnostic...	5.00				4.0																																																																																																																																									
Differential...	4.29				4.0																																																																																																																																									
Etiology and...	4.71				4.0																																																																																																																																									
Organization...	4.00				4.0																																																																																																																																									
Prognosis and...	4.86				4.0																																																																																																																																									
Results,...	4.71				4.0																																																																																																																																									
Signs and...	5.00				4.0																																																																																																																																									
Treatment...	4.71				4.0																																																																																																																																									
Use of...	4.43				4.0																																																																																																																																									
Narrative	Overall, this goal was met with 86% of students meeting the target, 75% of ATRG students (3/4) and 100% of HLHP students (3/3). The student who did not meet the target was consistently showing lower understanding of all concepts in this class all semester. The lowest rubric score was on the organization																																																																																																																																													

	<p>and visual aid section of the rubric because some of the students did not produce a highly professional PowerPoint presentation. This is the first year of data collection.</p> <p>ATRG: 3/4</p> <p>HLHP: 3/3</p>
Plan	<ul style="list-style-type: none"> • This project will be assigned again in the same format in spring 2022 with more emphasis being placed on the need for a professional product.
Timeline for Improvement	<ul style="list-style-type: none"> • These data will be collected in spring 2022 (E. McKinney)

SLO 2 Assessment Tools

PG3: PROFESSIONAL PREPARATION THROUGH EXPERIENTIAL LEARNING: The Program seeks to provide high quality instruction that integrates cognitive and psychomotor skills into active problem solving abilities that will culminate in 90% of students with post-graduate placements (employment or graduate school) within three months of graduation.

a. Piedmont Goal Reference: GOAL 1. Piedmont College will attract and retain students, faculty, and staff, and engage alumni and friends, by providing experiences with the College that inspire in them a lifelong affinity with the institution.

b. SLO 2: Students will work collaboratively through interprofessional teams to provide or accommodate quality care to clients across the lifespan in a variety of settings, while respecting the diversity of individuals, groups, and communities.

2.1 Apply clinical reasoning skills throughout the physical examination process in order to assimilate data, select the appropriate assessment tests, formulate a differential diagnosis, provide care, and make appropriate referrals.

2.2 Use psychosocial techniques to enhance patient care and determine when abnormal behaviors require referral.

2.3 Adapt therapeutic interventions using clinician– and patient-oriented outcomes with consideration to the stage of healing and goals to maximize patient participation and quality of life.

2.4 Implement, evaluate, and modify treatment plans for both healthy and at-risk individuals that meet their performance or wellness goals through collaboration with allied healthcare providers.

2.5 Create, evaluate, and modify an environment conducive to safe activity participation.

2.6 Demonstrate cultural competence in the care of clients from diverse backgrounds.

c. Measures:

1. Rehabilitation Paper and Presentation (77% will score 4 on the rubrics)

2. PSA Multimedia Project (80% will score 4 on the rubric)-QEP5

3. O/P Evaluations (Contrived) (80% will score 4 on the rubric and 80% overall)

4. Scenario Evaluations (75% will score 4 on the rubric and 75% overall)

5. Psychosocial Subscale (80% will score level-specific targets on the Milestones evaluation 2.2 subscale)

6. Patient Safety Proposal (77% will score 4.0 on the rubric)-QEP1

7. Exit Survey (80% will score program attributes at 5.25)

8. Placement (80% of students will have post-grad placement within 6mo)

9. Faculty Evaluations (100% will score 75% or higher)

10. Grace Gate Experience Evaluation (80% will score the experience at 75% or higher)-QEP4

11. Modalities Comparison Paper (77% will score 4.0 on the rubric)

12. Fitness Project (77% will score 4.0 on the rubric)

13. Pharmacology Project (77% will score 4.0 on the rubric)

14. Modalities EBP Paper (77% will score 4.0 on the rubric)

15. Rehabilitation Progression Project (77% will score 80% on the marking guide)

16. Concussion Simulation and Standardized Patient Experiences (75% will score 3.5 on the Milestones Simulation evaluation)

17. Taping Practical Exams (77% will score 84% on the exams)

Description	Rehabilitation Project Paper																																																																																																					
Outcome	Students will work collaboratively through interprofessional teams to provide or accommodate quality care to clients across the lifespan in a variety of settings, while respecting the diversity of individuals, groups, and communities.																																																																																																					
Program	ATRG			HLHP																																																																																																		
	Objectives Measured	Target	Sample	Objectives Measured	Target	Sample																																																																																																
	PG3;SLO2;M1	77% > 4.0	ATRG5322																																																																																																			
Results	<div>Percent on Target</div> <table><tr><td></td><td>2016</td><td>2017</td><td>2018</td><td>2021</td></tr><tr><td>Target</td><td>77</td><td>77</td><td>77</td><td>77</td></tr><tr><td>All</td><td>100</td><td>100</td><td>100</td><td>100</td></tr></table>				2016	2017	2018	2021	Target	77	77	77	77	All	100	100	100	100	<div>Rehab Project Targets</div> <table><caption>Rehab Project Targets Data</caption><tr><th>Year</th><th>All (% Meeting Target)</th><th>Target (%)</th></tr><tr><td>2016</td><td>100</td><td>77</td></tr><tr><td>2017</td><td>100</td><td>77</td></tr><tr><td>2018</td><td>100</td><td>77</td></tr><tr><td>2021</td><td>100</td><td>77</td></tr></table>			Year	All (% Meeting Target)	Target (%)	2016	100	77	2017	100	77	2018	100	77	2021	100	77																																																																		
		2016	2017	2018	2021																																																																																																	
Target	77	77	77	77																																																																																																		
All	100	100	100	100																																																																																																		
Year	All (% Meeting Target)	Target (%)																																																																																																				
2016	100	77																																																																																																				
2017	100	77																																																																																																				
2018	100	77																																																																																																				
2021	100	77																																																																																																				
	<div>Average Scores</div> <table><tr><td></td><td>Target</td><td>2016</td><td>2017</td><td>2018</td><td>2021</td></tr><tr><td>General Style and Organization</td><td>4</td><td>4.33</td><td>3.67</td><td>4.25</td><td>4.67</td></tr><tr><td>Grammar and Word Choice</td><td>4</td><td>5</td><td>3.17</td><td>4</td><td>4.67</td></tr><tr><td>Introduction</td><td>4</td><td>5</td><td>4.5</td><td>4.5</td><td>5</td></tr><tr><td>Methods</td><td></td><td></td><td></td><td></td><td>5</td></tr><tr><td>References</td><td>4</td><td>4.7</td><td>4.17</td><td>4.5</td><td>5</td></tr><tr><td>Discussion & Recommendations</td><td>4</td><td>4.33</td><td>3.17</td><td>3.5</td><td>4.67</td></tr><tr><td>Use of Evidence</td><td>4</td><td>5</td><td>5</td><td>5</td><td>5</td></tr></table> <p>*pre-2021 data represent undergraduate students</p>				Target	2016	2017	2018	2021	General Style and Organization	4	4.33	3.67	4.25	4.67	Grammar and Word Choice	4	5	3.17	4	4.67	Introduction	4	5	4.5	4.5	5	Methods					5	References	4	4.7	4.17	4.5	5	Discussion & Recommendations	4	4.33	3.17	3.5	4.67	Use of Evidence	4	5	5	5	5	<div>Rehab Paper Rubric Scores</div> <table><caption>Rehab Paper Rubric Scores Data</caption><tr><th>Category</th><th>2016</th><th>2017</th><th>2018</th><th>2021</th><th>Target</th></tr><tr><td>General Style and...</td><td>4.33</td><td>3.67</td><td>4.25</td><td>4.67</td><td>4</td></tr><tr><td>Grammar and Word...</td><td>5</td><td>3.17</td><td>4</td><td>4.67</td><td>4</td></tr><tr><td>Introduction</td><td>5</td><td>4.5</td><td>4.5</td><td>5</td><td>4</td></tr><tr><td>Methods</td><td></td><td></td><td></td><td>5</td><td></td></tr><tr><td>References</td><td>4.7</td><td>4.17</td><td>4.5</td><td>5</td><td>4</td></tr><tr><td>Discussion &...</td><td>4.33</td><td>3.17</td><td>3.5</td><td>4.67</td><td>4</td></tr><tr><td>Use of Evidence</td><td>5</td><td>5</td><td>5</td><td>5</td><td>4</td></tr></table>			Category	2016	2017	2018	2021	Target	General Style and...	4.33	3.67	4.25	4.67	4	Grammar and Word...	5	3.17	4	4.67	4	Introduction	5	4.5	4.5	5	4	Methods				5		References	4.7	4.17	4.5	5	4	Discussion &...	4.33	3.17	3.5	4.67	4	Use of Evidence	5	5	5	5	4
	Target	2016	2017	2018	2021																																																																																																	
General Style and Organization	4	4.33	3.67	4.25	4.67																																																																																																	
Grammar and Word Choice	4	5	3.17	4	4.67																																																																																																	
Introduction	4	5	4.5	4.5	5																																																																																																	
Methods					5																																																																																																	
References	4	4.7	4.17	4.5	5																																																																																																	
Discussion & Recommendations	4	4.33	3.17	3.5	4.67																																																																																																	
Use of Evidence	4	5	5	5	5																																																																																																	
Category	2016	2017	2018	2021	Target																																																																																																	
General Style and...	4.33	3.67	4.25	4.67	4																																																																																																	
Grammar and Word...	5	3.17	4	4.67	4																																																																																																	
Introduction	5	4.5	4.5	5	4																																																																																																	
Methods				5																																																																																																		
References	4.7	4.17	4.5	5	4																																																																																																	
Discussion &...	4.33	3.17	3.5	4.67	4																																																																																																	
Use of Evidence	5	5	5	5	4																																																																																																	

	<div>Average Content Scores</div> <table><thead><tr><th></th><th>Target</th><th>2016</th><th>2017</th><th>2018</th><th>2021</th></tr></thead><tbody><tr><td>Anatomic Constraints</td><td>4</td><td>4.33</td><td>4.33</td><td>4.3</td><td>4.67</td></tr><tr><td>Discharge Criteria</td><td>4</td><td>3.17</td><td>3.17</td><td>4</td><td>5</td></tr><tr><td>Goals</td><td>4</td><td>3.50</td><td>3.5</td><td>4</td><td>4.33</td></tr><tr><td>Interview</td><td>4</td><td>2.08</td><td>2.1</td><td>3.8</td><td>3.75</td></tr><tr><td>Protocol Included</td><td>4</td><td>3.61</td><td>3.61</td><td>2.08</td><td>1.67</td></tr><tr><td>Surgical/Corrective Procedures</td><td>4</td><td>3.67</td><td>3.67</td><td>4.3</td><td>4.5</td></tr><tr><td>Therapeutic Techniques</td><td>4</td><td>3.83</td><td>3.83</td><td>4</td><td>4.67</td></tr></tbody></table> <div>*pre-2021 data represent undergraduate students</div>		Target	2016	2017	2018	2021	Anatomic Constraints	4	4.33	4.33	4.3	4.67	Discharge Criteria	4	3.17	3.17	4	5	Goals	4	3.50	3.5	4	4.33	Interview	4	2.08	2.1	3.8	3.75	Protocol Included	4	3.61	3.61	2.08	1.67	Surgical/Corrective Procedures	4	3.67	3.67	4.3	4.5	Therapeutic Techniques	4	3.83	3.83	4	4.67	<div>Rehab Paper Content Scores</div> <table><thead><tr><th>Category</th><th>2016</th><th>2017</th><th>2018</th><th>2021</th><th>Target</th></tr></thead><tbody><tr><td>Anatomic Constraints</td><td>4.33</td><td>4.33</td><td>4.3</td><td>4.67</td><td>4.00</td></tr><tr><td>Discharge Criteria</td><td>3.17</td><td>3.17</td><td>4.00</td><td>5.00</td><td>4.00</td></tr><tr><td>Goals</td><td>3.50</td><td>3.5</td><td>4.00</td><td>4.33</td><td>4.00</td></tr><tr><td>Interview</td><td>2.08</td><td>2.1</td><td>3.8</td><td>3.75</td><td>4.00</td></tr><tr><td>Protocol Included</td><td>3.61</td><td>3.61</td><td>2.08</td><td>1.67</td><td>4.00</td></tr><tr><td>Surgical/Corrective...</td><td>3.67</td><td>3.67</td><td>4.3</td><td>4.5</td><td>4.00</td></tr><tr><td>Therapeutic Techniques</td><td>3.83</td><td>3.83</td><td>4.00</td><td>4.67</td><td>4.00</td></tr></tbody></table>	Category	2016	2017	2018	2021	Target	Anatomic Constraints	4.33	4.33	4.3	4.67	4.00	Discharge Criteria	3.17	3.17	4.00	5.00	4.00	Goals	3.50	3.5	4.00	4.33	4.00	Interview	2.08	2.1	3.8	3.75	4.00	Protocol Included	3.61	3.61	2.08	1.67	4.00	Surgical/Corrective...	3.67	3.67	4.3	4.5	4.00	Therapeutic Techniques	3.83	3.83	4.00	4.67	4.00
	Target	2016	2017	2018	2021																																																																																													
Anatomic Constraints	4	4.33	4.33	4.3	4.67																																																																																													
Discharge Criteria	4	3.17	3.17	4	5																																																																																													
Goals	4	3.50	3.5	4	4.33																																																																																													
Interview	4	2.08	2.1	3.8	3.75																																																																																													
Protocol Included	4	3.61	3.61	2.08	1.67																																																																																													
Surgical/Corrective Procedures	4	3.67	3.67	4.3	4.5																																																																																													
Therapeutic Techniques	4	3.83	3.83	4	4.67																																																																																													
Category	2016	2017	2018	2021	Target																																																																																													
Anatomic Constraints	4.33	4.33	4.3	4.67	4.00																																																																																													
Discharge Criteria	3.17	3.17	4.00	5.00	4.00																																																																																													
Goals	3.50	3.5	4.00	4.33	4.00																																																																																													
Interview	2.08	2.1	3.8	3.75	4.00																																																																																													
Protocol Included	3.61	3.61	2.08	1.67	4.00																																																																																													
Surgical/Corrective...	3.67	3.67	4.3	4.5	4.00																																																																																													
Therapeutic Techniques	3.83	3.83	4.00	4.67	4.00																																																																																													
Narrative	All students met the target (3/3), however scores related to the areas of the rehabilitation protocol and interview of a health care professional in the field were lower than the previous cohort. This drop in scores was due to students not including and/or not referencing related protocol or interview with a health care professional. Overall average scores for the writing component of the assignment improved over the previous cohort. This could be a result of all three students having matriculated though the program’s undergrad curriculum which includes several courses with writing projects thus improving their writing ability. The largest increase was seen in the “discussion and recommendations” section (1.17). This is due to the students doing better at discussing components and/or concepts of the injury from prevention to return to play better than previous cohorts.																																																																																																	
Plan	<ul style="list-style-type: none">Make the rough draft submission mandatory as opposed to optional for extra credit and/or set aside at least one or two class days for “check-ins” on student progress on the assignment.Perhaps clarify in assignment instructions that a protocol must be included.																																																																																																	
Timeline for Improvement	<ul style="list-style-type: none">Spring 2022 (B. Reynolds)Assignment and rubric will be used again in Spring 2023.																																																																																																	

Description	Rehabilitation Project Presentation					
Outcome	Students will work collaboratively through interprofessional teams to provide or accommodate quality care to clients across the lifespan in a variety of settings, while respecting the diversity of individuals, groups, and communities.					
Program	ATRG			HLHP		
	Objectives Measured	Target	Sample	Objectives Measured	Target	Sample

PG3;SLO2;M1

77% > 4.0

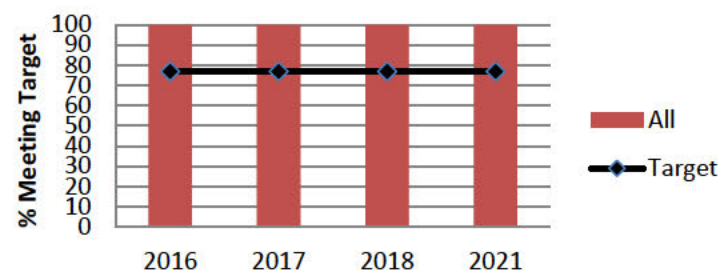
ATRG5322

Results

Percent on Target

	2016	2017	2018	2021
Target	77	77	77	77
All	100	100	100	100

Rehab Presentation Rubric Targets

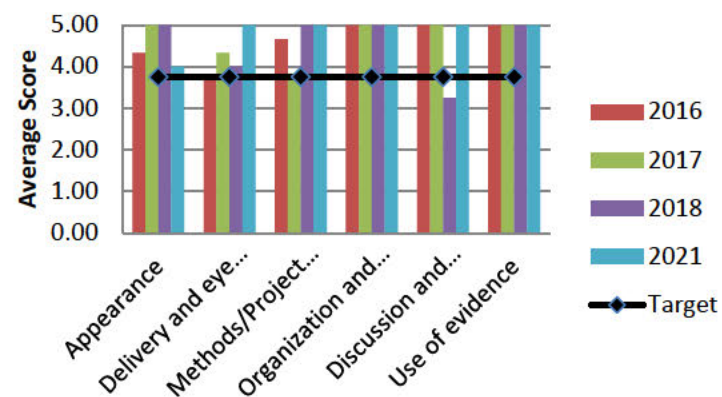


Average Scores

	Target	2016	2017	2018	2021
Appearance	3.75	4.33	5.00	5.00	4.00
Delivery and eye contact	3.75	3.67	4.33	4.00	5.00
Methods/Project Description	3.75	4.67	3.83	5.00	5.00
Organization and visual aids	3.75	5.00	5.00	5.00	5.00
Discussion and recommendations	3.75	5.00	5.00	3.25	5.00
Use of evidence	3.75	5.00	5.00	5.00	5.00

*pre-2021 data represent undergraduate students

Rehab Presentation Rubric Scores



	<table><caption>Average Content Scores</caption><thead><tr><th></th><th>Target</th><th>2016</th><th>2017</th><th>2018</th><th>2021</th></tr></thead><tbody><tr><td>Anatomic Constraints</td><td>3.75</td><td>5.00</td><td>4.72</td><td>4.58</td><td>4.72</td></tr><tr><td>Discharge Criteria</td><td>3.75</td><td>4.72</td><td>4.31</td><td>4.79</td><td>4.72</td></tr><tr><td>Goals</td><td>3.75</td><td>4.44</td><td>3.89</td><td>3.75</td><td>4.17</td></tr><tr><td>Protocol Included</td><td>3.75</td><td>3.33</td><td>4.33</td><td>5.00</td><td>3.67</td></tr><tr><td>Surgical/Corrective Procedures</td><td>3.75</td><td>5.00</td><td>4.86</td><td>4.85</td><td>4.44</td></tr><tr><td>Therapeutic Techniques</td><td>3.75</td><td>4.17</td><td>4.44</td><td>3.96</td><td>4.72</td></tr></tbody></table> <p>*pre-2021 data represent undergraduate students</p>		Target	2016	2017	2018	2021	Anatomic Constraints	3.75	5.00	4.72	4.58	4.72	Discharge Criteria	3.75	4.72	4.31	4.79	4.72	Goals	3.75	4.44	3.89	3.75	4.17	Protocol Included	3.75	3.33	4.33	5.00	3.67	Surgical/Corrective Procedures	3.75	5.00	4.86	4.85	4.44	Therapeutic Techniques	3.75	4.17	4.44	3.96	4.72	<div><h3>Rehab Presentation Content Scores</h3><table><thead><tr><th>Category</th><th>2016</th><th>2017</th><th>2018</th><th>2021</th><th>Target</th></tr></thead><tbody><tr><td>Anatomic Constraints</td><td>5.00</td><td>4.72</td><td>4.58</td><td>4.72</td><td>3.75</td></tr><tr><td>Discharge Criteria</td><td>4.72</td><td>4.31</td><td>4.79</td><td>4.72</td><td>3.75</td></tr><tr><td>Goals</td><td>4.44</td><td>3.89</td><td>3.75</td><td>4.17</td><td>3.75</td></tr><tr><td>Protocol Included</td><td>3.33</td><td>4.33</td><td>5.00</td><td>3.67</td><td>3.75</td></tr><tr><td>Surgical/Corrective Procedures</td><td>5.00</td><td>4.86</td><td>4.85</td><td>4.44</td><td>3.75</td></tr><tr><td>Therapeutic Techniques</td><td>4.17</td><td>4.44</td><td>3.96</td><td>4.72</td><td>3.75</td></tr></tbody></table></div>	Category	2016	2017	2018	2021	Target	Anatomic Constraints	5.00	4.72	4.58	4.72	3.75	Discharge Criteria	4.72	4.31	4.79	4.72	3.75	Goals	4.44	3.89	3.75	4.17	3.75	Protocol Included	3.33	4.33	5.00	3.67	3.75	Surgical/Corrective Procedures	5.00	4.86	4.85	4.44	3.75	Therapeutic Techniques	4.17	4.44	3.96	4.72	3.75
	Target	2016	2017	2018	2021																																																																																	
Anatomic Constraints	3.75	5.00	4.72	4.58	4.72																																																																																	
Discharge Criteria	3.75	4.72	4.31	4.79	4.72																																																																																	
Goals	3.75	4.44	3.89	3.75	4.17																																																																																	
Protocol Included	3.75	3.33	4.33	5.00	3.67																																																																																	
Surgical/Corrective Procedures	3.75	5.00	4.86	4.85	4.44																																																																																	
Therapeutic Techniques	3.75	4.17	4.44	3.96	4.72																																																																																	
Category	2016	2017	2018	2021	Target																																																																																	
Anatomic Constraints	5.00	4.72	4.58	4.72	3.75																																																																																	
Discharge Criteria	4.72	4.31	4.79	4.72	3.75																																																																																	
Goals	4.44	3.89	3.75	4.17	3.75																																																																																	
Protocol Included	3.33	4.33	5.00	3.67	3.75																																																																																	
Surgical/Corrective Procedures	5.00	4.86	4.85	4.44	3.75																																																																																	
Therapeutic Techniques	4.17	4.44	3.96	4.72	3.75																																																																																	
Narrative	All students met the target (3/3). The lower score for appearance was the result of one student being completely underdressed. Reason for lower score on including protocol are same as for paper assignment. Students did not include and/or reference related protocol in presentation. Average scores for the “goals” and “therapeutic techniques” sections improved by 0.42 and 0.76 respectively as a result of the students discussing/presenting related information more thoroughly. This could be due to the additional in-class discussion and other new assignment requirements about utilizing outcome measures to determine effectiveness of techniques in achieving goals hopefully allowing the students to make better connections between these concepts or simply because of better writing and knowledge and/or interest in topic.																																																																																					
Plan	<ul style="list-style-type: none">Perhaps clarify in assignment instructions that a protocol must be included.																																																																																					
Timeline for Improvement	<ul style="list-style-type: none">Assignment and rubric will be used again in Spring 2022 (B. Reynolds).																																																																																					

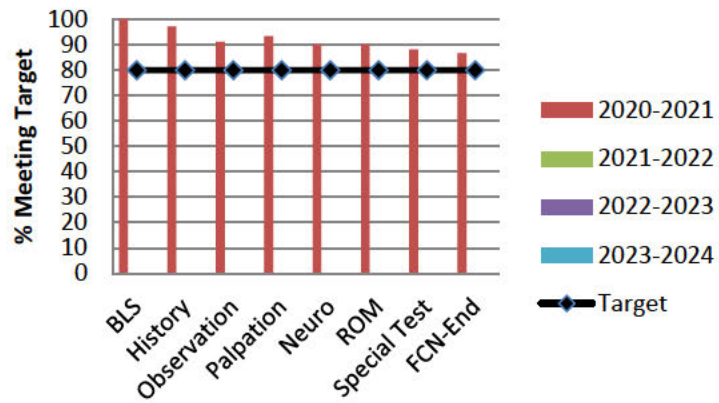
Description	SWOT PSA Project					
Outcome	Students will work collaboratively through interprofessional teams to provide or accommodate quality care to clients across the lifespan in a variety of settings, while respecting the diversity of individuals, groups, and communities.					
Program	ATRG			HLHP		
	Objectives Measured	Target	Sample	Objectives Measured	Target	Sample
	PG3;SLO2;M2 QEP5	80% > 4.0	ATRG6420			
Results	Percent on Target No data (no students enrolled)					
	Average Scores No data (no students enrolled)					
Narrative	No data (no students enrolled).					
Plan	<ul style="list-style-type: none">Implement the use of this measure in Spring 2022.					
Timeline for Improvement	<ul style="list-style-type: none">Spring 2022 (A. Dondanville)					

Description	Oral/Practical and Scenario Evaluations																																									
Outcome	Students will work collaboratively through interprofessional teams to provide or accommodate quality care to clients across the lifespan in a variety of settings, while respecting the diversity of individuals, groups, and communities.																																									
Program	Contrived			Scenario																																						
	Objectives Measured	Target	Sample	Objectives Measured	Target	Sample																																				
	PG3;SLO2;M3	80% > 4.0 rubric 80% > 80% score	ATRG5303, ATRG5321, ATRG5323, ATRG6301	PG2;SLO2;M4	75% > 4.0 rubric 75% > 75% score	ATRG6301, ATRG6321																																				
Results	Percent on Target			Percent on Target No data																																						
		Target	2020-2021				2021-2022	2022-2023	2023-2024																																	
	Level A	80	100																																							
	Level B	80	88																																							
	Level C	80	91																																							
	Level D	80	-																																							
	All Students	80	91																																							
	<div><div><div>O/P Exam Targets</div><div><table><caption>O/P Exam Targets Data</caption><thead><tr><th>Category</th><th>2020-2021</th><th>2021-2022</th><th>2022-2023</th><th>2023-2024</th><th>Target</th></tr></thead><tbody><tr><td>Level A</td><td>100</td><td></td><td></td><td></td><td>80</td></tr><tr><td>Level B</td><td>88</td><td></td><td></td><td></td><td>80</td></tr><tr><td>Level C</td><td>91</td><td></td><td></td><td></td><td>80</td></tr><tr><td>Level D</td><td>-</td><td></td><td></td><td></td><td>80</td></tr><tr><td>All Students</td><td>91</td><td></td><td></td><td></td><td>80</td></tr></tbody></table></div></div></div>			Category	2020-2021	2021-2022	2022-2023	2023-2024	Target	Level A	100				80	Level B	88				80	Level C	91				80	Level D	-				80	All Students	91				80			
Category	2020-2021	2021-2022	2022-2023	2023-2024	Target																																					
Level A	100				80																																					
Level B	88				80																																					
Level C	91				80																																					
Level D	-				80																																					
All Students	91				80																																					

Percent Meeting Rubric Score (>4.0)

	Target	2020-2021	2021-2022	2022-2023	2023-2024
BLS	80	100			
History	80	97.1			
Observation	80	91.2			
Palpation	80	93.3			
Neuro	80	90			
ROM	80	90			
Special Test	80	88.2			
FCN-End	80	86.7			

O/P Exam Section Perent Meeting Rubric Scores

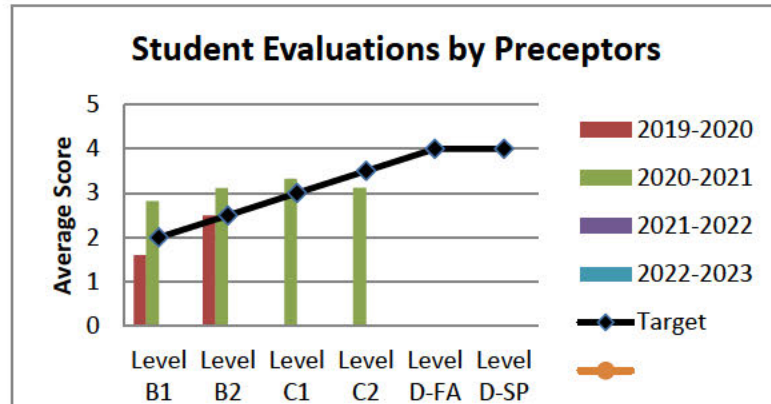


Average Scores
No data

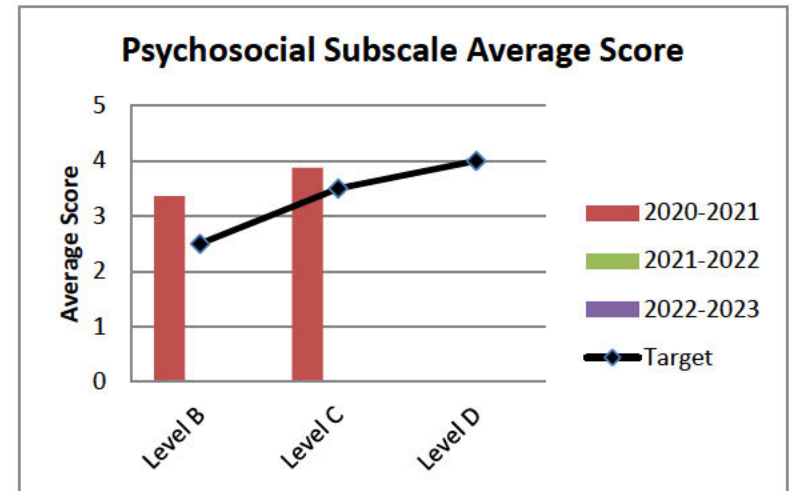
	<table><tr><th colspan="6">Averag Score</th></tr><tr><th></th><th>Target</th><th>2020-2021</th><th>2021-2022</th><th>2022-2023</th><th>2023-2024</th></tr><tr><td>GenMed</td><td>80</td><td>98.9</td><td></td><td></td><td></td></tr><tr><td>Head</td><td>80</td><td>85.4</td><td></td><td></td><td></td></tr><tr><td>Neck</td><td>80</td><td>97.4</td><td></td><td></td><td></td></tr><tr><td>Chest & Abdomen</td><td>80</td><td>93.5</td><td></td><td></td><td></td></tr><tr><td>Shoulder</td><td>80</td><td>96.2</td><td></td><td></td><td></td></tr><tr><td>Elbow</td><td>80</td><td>98.5</td><td></td><td></td><td></td></tr><tr><td>Wrist & Hand</td><td>80</td><td>87.8</td><td></td><td></td><td></td></tr><tr><td>Low Back</td><td>80</td><td>92.8</td><td></td><td></td><td></td></tr><tr><td>Hip & Pelvis</td><td>80</td><td>97.5</td><td></td><td></td><td></td></tr><tr><td>Knee</td><td>80</td><td>90.0</td><td></td><td></td><td></td></tr><tr><td>Foot & Ankle</td><td>80</td><td>98.3</td><td></td><td></td><td></td></tr><tr><td>All/Average</td><td>80</td><td>94.2</td><td></td><td></td><td></td></tr></table> <div><p>O/P Exam Average Scores</p><p>The chart displays the percentage of students meeting the target for various O/P exams across four academic years. The Y-axis represents '% Meeting Target' from 50.0 to 100.0. The X-axis lists the exams: GenMed, Head, Neck, Chest & Abdomen, Shoulder, Elbow, Wrist & Hand, Low Back, Hip & Pelvis, Knee, Foot & Ankle, and All/Average. A horizontal line at 80.0% represents the target. Data series are color-coded: 2020-2021 (red), 2021-2022 (green), 2022-2023 (purple), and 2023-2024 (blue). The 'All/Average' score is 94.2%.</p><table><tr><th>Exam</th><th>2020-2021</th><th>2021-2022</th><th>2022-2023</th><th>2023-2024</th></tr><tr><td>GenMed</td><td>98.9</td><td></td><td></td><td></td></tr><tr><td>Head</td><td>85.4</td><td></td><td></td><td></td></tr><tr><td>Neck</td><td>97.4</td><td></td><td></td><td></td></tr><tr><td>Chest & Abdomen</td><td>93.5</td><td></td><td></td><td></td></tr><tr><td>Shoulder</td><td>96.2</td><td></td><td></td><td></td></tr><tr><td>Elbow</td><td>98.5</td><td></td><td></td><td></td></tr><tr><td>Wrist & Hand</td><td>87.8</td><td></td><td></td><td></td></tr><tr><td>Low Back</td><td>92.8</td><td></td><td></td><td></td></tr><tr><td>Hip & Pelvis</td><td>97.5</td><td></td><td></td><td></td></tr><tr><td>Knee</td><td>90.0</td><td></td><td></td><td></td></tr><tr><td>Foot & Ankle</td><td>98.3</td><td></td><td></td><td></td></tr><tr><td>All/Average</td><td>94.2</td><td></td><td></td><td></td></tr></table></div>	Averag Score							Target	2020-2021	2021-2022	2022-2023	2023-2024	GenMed	80	98.9				Head	80	85.4				Neck	80	97.4				Chest & Abdomen	80	93.5				Shoulder	80	96.2				Elbow	80	98.5				Wrist & Hand	80	87.8				Low Back	80	92.8				Hip & Pelvis	80	97.5				Knee	80	90.0				Foot & Ankle	80	98.3				All/Average	80	94.2				Exam	2020-2021	2021-2022	2022-2023	2023-2024	GenMed	98.9				Head	85.4				Neck	97.4				Chest & Abdomen	93.5				Shoulder	96.2				Elbow	98.5				Wrist & Hand	87.8				Low Back	92.8				Hip & Pelvis	97.5				Knee	90.0				Foot & Ankle	98.3				All/Average	94.2				
Averag Score																																																																																																																																																							
	Target	2020-2021	2021-2022	2022-2023	2023-2024																																																																																																																																																		
GenMed	80	98.9																																																																																																																																																					
Head	80	85.4																																																																																																																																																					
Neck	80	97.4																																																																																																																																																					
Chest & Abdomen	80	93.5																																																																																																																																																					
Shoulder	80	96.2																																																																																																																																																					
Elbow	80	98.5																																																																																																																																																					
Wrist & Hand	80	87.8																																																																																																																																																					
Low Back	80	92.8																																																																																																																																																					
Hip & Pelvis	80	97.5																																																																																																																																																					
Knee	80	90.0																																																																																																																																																					
Foot & Ankle	80	98.3																																																																																																																																																					
All/Average	80	94.2																																																																																																																																																					
Exam	2020-2021	2021-2022	2022-2023	2023-2024																																																																																																																																																			
GenMed	98.9																																																																																																																																																						
Head	85.4																																																																																																																																																						
Neck	97.4																																																																																																																																																						
Chest & Abdomen	93.5																																																																																																																																																						
Shoulder	96.2																																																																																																																																																						
Elbow	98.5																																																																																																																																																						
Wrist & Hand	87.8																																																																																																																																																						
Low Back	92.8																																																																																																																																																						
Hip & Pelvis	97.5																																																																																																																																																						
Knee	90.0																																																																																																																																																						
Foot & Ankle	98.3																																																																																																																																																						
All/Average	94.2																																																																																																																																																						
Narrative	This goal was met, as 91% of student attempts (32/34) met the targets (>4 and >80%). All sections and OP exams also averaged >80%. The lowest scoring administrations were “head” and “wrist and hand”. Head is often done as the first OP exam, giving students no previous experience with the process from which to draw. Conversely, wrist and hand is often done last in the term, when other courses and assignments draw their attention away. This is the first year of data collection.																																																																																																																																																						
Plan	<ul style="list-style-type: none">Collect data as scheduled below for a minimum of 2 more years to assess for trends.																																																																																																																																																						
Timeline for Improvement	<ul style="list-style-type: none">Contrived evaluations will be completed in 2021-2022 in three courses (A. Dondanville, E. McKinney)Scenario evaluations will be completed in 2021-2022 in two courses (E. McKinney, B Reynolds)																																																																																																																																																						

Description	Student Evaluations and Psychosocial Subscale 2.2																																																																					
Outcome	SLO2: Students will work collaboratively through interprofessional teams to provide or accommodate quality care to clients across the lifespan in a variety of settings, while respecting the diversity of individuals, groups, and communities. SLO3: Through civic engagement, personal growth, and ethical reasoning, students will demonstrate responsible, global citizenship by upholding high professional standards.																																																																					
Program	Student Evaluations			Psychosocial Subscale 2.2																																																																		
	Objectives Measured	Target	Sample	Objectives Measured	Target	Sample																																																																
	PG4;SLO3;M1	B 80% >2.0, 2.5 C 80% >3.0, 3.5 D 80% >4.0	ATRG5201, ATRG521, ATRG6301, ATRG6321	PG3;SLO2;M5	B 80% >2.5 C 80% >3.5 D 80% >4.0	ATRG5201, ATRG521, ATRG6301, ATRG6321																																																																
Results	Percent on Target			Percent on Target																																																																		
		2019-2020	2020-2021	2021-2022	2022-2023																																																																	
	Target	80	80	80	80																																																																	
	Level B1	80	100																																																																			
	Level B2	100	100																																																																			
	Level C1	-	75																																																																			
	Level C2	-	33																																																																			
	Level D-FA	-	-																																																																			
	Level D-SP	-	-																																																																			
	Student Evaluations by Preceptor Targets			Psychosocial Subscale Targets																																																																		
	<table border="1"><caption>Student Evaluations by Preceptor Targets Data</caption><thead><tr><th>Year</th><th>Level B1</th><th>Level B2</th><th>Level C1</th><th>Level C2</th><th>Level D-FA</th><th>Level D-SP</th><th>Target</th></tr></thead><tbody><tr><td>2019-2020</td><td>80</td><td>100</td><td>-</td><td>-</td><td>-</td><td>-</td><td>80</td></tr><tr><td>2020-2021</td><td>100</td><td>100</td><td>75</td><td>33</td><td>-</td><td>-</td><td>80</td></tr><tr><td>2021-2022</td><td>-</td><td>-</td><td>-</td><td>-</td><td>-</td><td>-</td><td>80</td></tr><tr><td>2022-2023</td><td>-</td><td>-</td><td>-</td><td>-</td><td>-</td><td>-</td><td>80</td></tr></tbody></table>			Year	Level B1	Level B2	Level C1	Level C2	Level D-FA	Level D-SP	Target	2019-2020	80	100	-	-	-	-	80	2020-2021	100	100	75	33	-	-	80	2021-2022	-	-	-	-	-	-	80	2022-2023	-	-	-	-	-	-	80	<table border="1"><caption>Psychosocial Subscale Targets Data</caption><thead><tr><th>Level</th><th>2019-2020</th><th>2020-2021</th><th>2021-2022</th><th>2022-2023</th><th>Target</th></tr></thead><tbody><tr><td>Level B</td><td>100</td><td>86</td><td>-</td><td>-</td><td>80</td></tr><tr><td>Level C</td><td>-</td><td>79</td><td>-</td><td>-</td><td>80</td></tr><tr><td>Level D</td><td>-</td><td>-</td><td>-</td><td>-</td><td>80</td></tr></tbody></table>			Level	2019-2020	2020-2021	2021-2022	2022-2023	Target	Level B	100	86	-	-	80	Level C	-	79	-	-	80	Level D	-	-	-	-	80
Year	Level B1	Level B2	Level C1	Level C2	Level D-FA	Level D-SP	Target																																																															
2019-2020	80	100	-	-	-	-	80																																																															
2020-2021	100	100	75	33	-	-	80																																																															
2021-2022	-	-	-	-	-	-	80																																																															
2022-2023	-	-	-	-	-	-	80																																																															
Level	2019-2020	2020-2021	2021-2022	2022-2023	Target																																																																	
Level B	100	86	-	-	80																																																																	
Level C	-	79	-	-	80																																																																	
Level D	-	-	-	-	80																																																																	

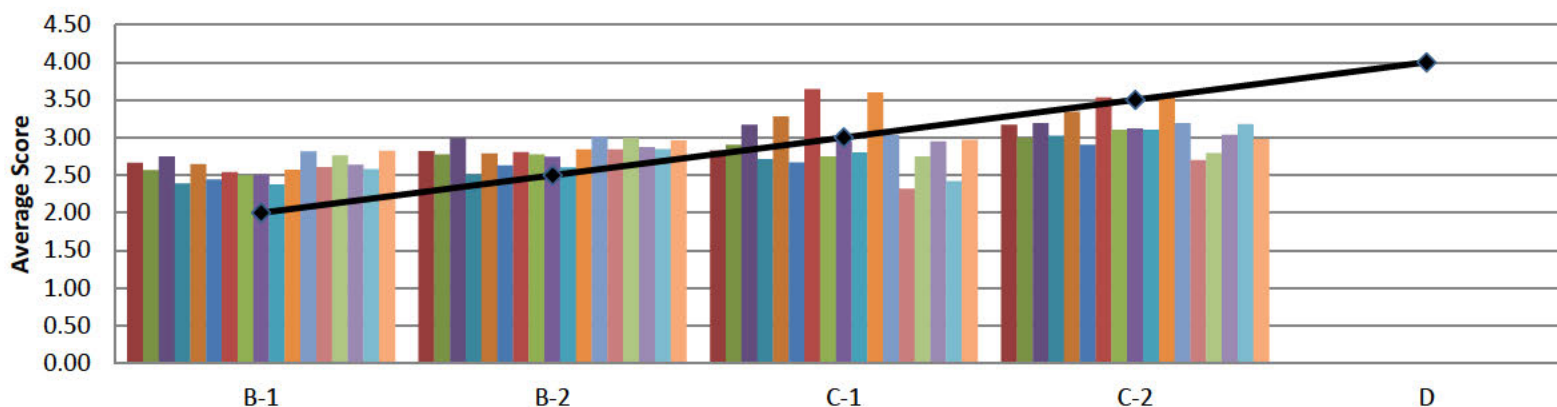
Average Scores					
	Target	2019-2020	2020-2021	2021-2022	2022-2023
Level B1	2	1.6	2.82		
Level B2	2.5	2.5	3.11		
Level C1	3	-	3.33		
Level C2	3.5	-	3.12		
Level D-FA	4	-	-		
Level D-SP	4	-	-		



	Average Scores			
	Target	2020-2021	2021-2022	2022-2023
Level B	2.5	3.36		
Level C	3.5	3.87		
Level D	4			

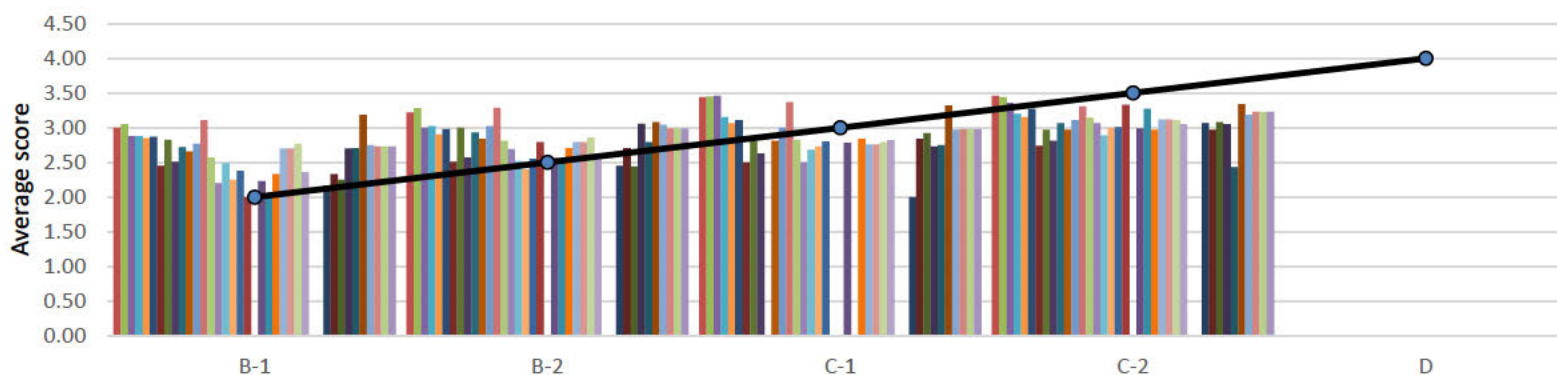
[illegible]

Clinical SLO KSA Scores (2020 Cohort)



2020 Cohort	Target	56-advocate for pt	57-health literacy	58-pt education	59-communicate	60-disability framework	61-collaborate px	62-use evidence	63-quality improve	64-use data/EMR	65-ethic px scope	66-px scope	67-prof development	68-advocate for AT	69-modify POC, goals	70-eval/manage emerg.	71-eval non-emerg.	72-obtain tests	73-decide intervent.	74-educate Rx	75-administer Rx	76-eval/Tx concusion	77-behavioral health	78-taping, splinting	79-risk reduction	80-risk reduct. programs	81-PPE	82-performance progr.	83-pt educ; nutrition	84-pt educ; drugs	85-environmental inj	86-protective equip	87-biometrics, phys.	88-administration	89-file management	90-collab. physician	91-policies & proced.	92-prevent & eap pol.	93-concussion p&p	94-behav. Policies	
B-1	2	3.00	3.05	2.88	2.88	2.85	2.87	2.45	2.83	2.51	2.72	2.66	2.77	3.11	2.57	2.20	2.49	2.25	2.38	2.00		2.23	2.00	2.33	2.70	2.70	2.77	2.36			2.17	2.33	2.25	2.70	2.71	3.19	2.75	2.73	2.73	2.73	
B-2	2.5	3.22	3.28	3.00	3.02	2.90	2.98	2.51	3.00	2.57	2.93	2.84	3.02	3.29	2.81	2.69	2.52	2.40	2.55	2.79		2.56	2.52	2.71	2.79	2.79	2.86	2.54			2.45	2.71	2.44	3.06	2.79	3.08	3.04	2.99	2.99	2.99	
C-1	3	3.44	3.45	3.46	3.15	3.07	3.11	2.50	2.81	2.63	3.01	2.81	3.00	3.37	2.83	2.50	2.68	2.73	2.80			2.78		2.84	2.76	2.76	2.79	2.82			2.00	2.84	2.92	2.73	2.75	3.32	2.97	2.98	2.98	2.98	
C-2	3.5	3.46	3.44	3.36	3.20	3.15	3.27	2.74	2.97	2.81	3.07	2.97	3.11	3.31	3.14	3.07	2.89	3.00	3.01	3.33		2.99	3.27	2.97	3.12	3.12	3.11	3.05				3.07	2.97	3.08	3.05	2.43	3.34	3.19	3.23	3.23	3.23
D	4																																								

Clinical CAATE Standard Scores (2020 Cohort)



Narrative

Student Evaluation: This goal was partially met, as 100% (4/4) of level B students met the target. However, student performance declined in spring (level C), such that 3/4 and 1/3 met the target (midterm and end-of-term, respectfully). While one student remained committed to the program and her clinical experiences all year, two others prioritized going home on the weekends, working, and intercollegiate sports over their education. However, preceptors

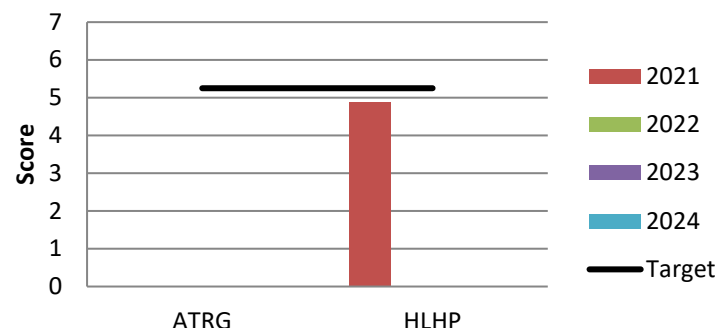
	<p>failed to complete 5 of 12 spring evaluations (2 in the first block and 3 in the second block)—this means that level C students had less feedback from which they could improve when final evaluations were completed. This is the first year of data collection with a new instrument, so data will be measured for at least 2 more years to assess trends.</p> <p>B1: 100% (7/7) B2: 100% (7/7) C1: 100% (3/4) C2: 33% (1/3)</p> <p><u>Psychosocial Subscale</u>: This goal was partially met, as 86% of level B evaluations (19/22) and 79% of level C evaluations (11/14) met the target. While these lower scores could be due to fewer opportunities to educate patients or recognize behavioral concerns, 4 of the 6 scores falling below target were earned by one student.</p> <p>B: 86% (19/22) C: 79% (11/14)</p>
Plan	<ul style="list-style-type: none"> • Review mastery scoring guidelines with preceptors for accuracy during preceptor training. • Ensure correct evaluations are assigned to clinical courses.
Timeline for Improvement	<ul style="list-style-type: none"> • Preceptor training (August 2021; E. McKinney) • Timeframe assignments (July 2021; E. McKinney)

Description	Patient Safety Proposal					
Outcome	Students will work collaboratively through interprofessional teams to provide or accommodate quality care to clients across the lifespan in a variety of settings, while respecting the diversity of individuals, groups, and communities.					
Program	ATRG			HLHP		
	Objectives Measured	Target	Sample	Objectives Measured	Target	Sample
	PG3;SLO2;M6 QEP1	80% > 4.0	HSCS6411	PG4;SLO3;M4 QEP1	80% > 4.0	HSCS6411
Results	Percent on Target No data (no students enrolled)			Percent on Target No data (no students enrolled)		
	Average Scores No data (no students enrolled)			Average Scores No data (no students enrolled)		
Narrative	The first students will be enrolled in 2021-2022. ATRG: HLHP:					
Plan	<ul style="list-style-type: none">The first HLHP graduate student should complete these courses in Summer 2021.The first ATRG graduate student should complete these courses in Summer 2021.					
Timeline for Improvement	<ul style="list-style-type: none">Summer 2021 (E. McKinney)					

Description	Exit Survey Attributes																																																																								
Outcome	Students will work collaboratively through interprofessional teams to provide or accommodate quality care to clients across the lifespan in a variety of settings, while respecting the diversity of individuals, groups, and communities.																																																																								
Program	ATRG					HLHP																																																																			
	Objectives Measured		Target		Sample	Objectives Measured		Target		Sample																																																															
	PG3;SLO2;M7		80% >5.25		ATRG6420	PG3;SLO2;M1		80% >5.25		HSCS5499																																																															
Results	<div>Program Satisfaction Scores</div> <table><thead><tr><th></th><th>Target</th><th>2021</th><th>2022</th><th>2023</th><th>2024</th></tr></thead><tbody><tr><td>Average</td><td>5.25</td><td>4.87</td><td></td><td></td><td></td></tr><tr><td>Preparation for field</td><td>5.25</td><td>4.67</td><td></td><td></td><td></td></tr><tr><td>Diverse Coursework</td><td>5.25</td><td>4.33</td><td></td><td></td><td></td></tr><tr><td>Professional Exploration</td><td>5.25</td><td>4.00</td><td></td><td></td><td></td></tr><tr><td>Faculty Current</td><td>5.25</td><td>5.00</td><td></td><td></td><td></td></tr><tr><td>Employment Prospects</td><td>5.25</td><td>6.33</td><td></td><td></td><td></td></tr></tbody></table>						Target	2021	2022	2023	2024	Average	5.25	4.87				Preparation for field	5.25	4.67				Diverse Coursework	5.25	4.33				Professional Exploration	5.25	4.00				Faculty Current	5.25	5.00				Employment Prospects	5.25	6.33				<div>Program Satisfaction Scores</div> <table><thead><tr><th>Category</th><th>2021</th><th>Target</th></tr></thead><tbody><tr><td>Average</td><td>4.87</td><td>5.25</td></tr><tr><td>Preparation for field</td><td>4.67</td><td>5.25</td></tr><tr><td>Diverse Coursework</td><td>4.33</td><td>5.25</td></tr><tr><td>Professional Exploration</td><td>4.00</td><td>5.25</td></tr><tr><td>Faculty Current</td><td>5.00</td><td>5.25</td></tr><tr><td>Employment Prospects</td><td>6.33</td><td>5.25</td></tr></tbody></table>					Category	2021	Target	Average	4.87	5.25	Preparation for field	4.67	5.25	Diverse Coursework	4.33	5.25	Professional Exploration	4.00	5.25	Faculty Current	5.00	5.25	Employment Prospects	6.33	5.25
		Target	2021	2022	2023	2024																																																																			
	Average	5.25	4.87																																																																						
	Preparation for field	5.25	4.67																																																																						
	Diverse Coursework	5.25	4.33																																																																						
	Professional Exploration	5.25	4.00																																																																						
	Faculty Current	5.25	5.00																																																																						
Employment Prospects	5.25	6.33																																																																							
Category	2021	Target																																																																							
Average	4.87	5.25																																																																							
Preparation for field	4.67	5.25																																																																							
Diverse Coursework	4.33	5.25																																																																							
Professional Exploration	4.00	5.25																																																																							
Faculty Current	5.00	5.25																																																																							
Employment Prospects	6.33	5.25																																																																							
	<div>Target</div> <table><thead><tr><th></th><th>2021</th><th>2022</th><th>2023</th><th>2024</th></tr></thead><tbody><tr><td>Target</td><td>80</td><td>80</td><td>80</td><td>80</td></tr><tr><td>ATRG</td><td>-</td><td></td><td></td><td></td></tr><tr><td>HLHP</td><td>67</td><td></td><td></td><td></td></tr></tbody></table>						2021	2022	2023	2024	Target	80	80	80	80	ATRG	-				HLHP	67				<div>Program Attributes Target Score</div> <table><thead><tr><th>Program</th><th>2021</th><th>Target</th></tr></thead><tbody><tr><td>ATRG</td><td>-</td><td>80</td></tr><tr><td>HLHP</td><td>67</td><td>80</td></tr></tbody></table>					Program	2021	Target	ATRG	-	80	HLHP	67	80																																		
		2021	2022	2023	2024																																																																				
	Target	80	80	80	80																																																																				
ATRG	-																																																																								
HLHP	67																																																																								
Program	2021	Target																																																																							
ATRG	-	80																																																																							
HLHP	67	80																																																																							

Attribute Score by Program					
	Target	2021	2022	2023	2024
ATRG	5.25	-			
HLHP	5.25	4.87			

Program Attributes Average Score



Did you complete an internship or work in your anticipated field while in school?

	2021	2022	2023	2024
None	0			
Internship	3			
Compass Points	1			
Worked	1			
Clinical Education	0			

In the first 6 months following graduation, what will you do?

	2021	2022	2023	2024
Attend UG college	0			
Attend grad school	1			
Work as GA in field	0			
Work as GA out of field	0			
Work in field	2			
Other work	0			
Undecided/Not employed	0			

Do you plan to complete additional degrees?

	2021	2022	2023	2024
None	2			
BA/BS	0			
NURS	0			
MS/MA/MAT	0			
MBA	0			
PhD/EdD/Other Professional	1			

Have you completed (or plan to complete) additional professional certifications before or after graduating from Piedmont College?

	2021	2022	2023	2024
None	0			
Other	1			
CSCS/PES	2			
Personal Trainer or Group Exer.	0			
OrthoTech	0			
BOC ATC	0			

Narrative

This goal was not met, as 5 of 6 program attributes, average attribute score (4.87), and percent rating satisfaction (67% of students rated the program on target) did not meet the threshold. Much of this dissatisfaction is likely due to one faculty member "checking out" in the spring term, and failing to prepare

	<p>content for two classes. Students also noted in private conversations that they did not meet for class for nearly a month over the term as well, leaving them to feel like their degree was worthless. This faculty member has chosen to leave Piedmont, and we are hopeful that the replacement will teach all courses to a higher standard.</p> <p>ATRG: no data HLHP: 2/3</p>
Plan	<ul style="list-style-type: none"> • Improve student interactions during the hybrid courses in spring 2022 (all faculty)
Timeline for Improvement	<ul style="list-style-type: none"> • Administer the survey as planned in Spring 2022 (A. Dondanville)

Description	Student Placements					
Outcome	Students will work collaboratively through interprofessional teams to provide or accommodate quality care to clients across the lifespan in a variety of settings, while respecting the diversity of individuals, groups, and communities.					
Program	ATRG			HLHP		
	Objectives Measured	Target	Sample	Objectives Measured	Target	Sample
	PG3;SLO2;M8	80% within 6mo	n/a	PG3;SLO2;M2	80% within 6mo	n/a
Results	Percent on Target No data (no graduates)			Percent on Target 33%		
Narrative	As of May 2021, one graduating student was already employed in the field, one other had interviews scheduled, and the last was awaiting medical school admittance. Since these students do not graduate until July 2021, these data will be updated as new information becomes available. ATRG: no data HLHP: 1/3					
Plan	<ul style="list-style-type: none">Track this data in Fall 2021 for HLHP students.Track this data in Summer 2022 for ATRG students.					
Timeline for Improvement	<ul style="list-style-type: none">Summer 2022 (all faculty)					

Description	Faculty and Preceptor Evaluations																																																												
Outcome	SLO2: Students will work collaboratively through interprofessional teams to provide or accommodate quality care to clients across the lifespan in a variety of settings, while respecting the diversity of individuals, groups, and communities. SLO3: Through civic engagement, personal growth, and ethical reasoning, students will demonstrate responsible, global citizenship by upholding high professional standards.																																																												
Program	Faculty Evaluations			Preceptor Evaluations																																																									
	Objectives Measured	Target	Sample	Objectives Measured	Target	Sample																																																							
	PG3;SLO2;M9	100% > 75%	All courses with an ATRG alpha-designator	PG4;SLO3;M2	100% > 75%	ATRG5201, ATRG521, ATRG6301, ATRG6321																																																							
Results	<table><caption>Percent on Target</caption><thead><tr><th></th><th>2017-2018</th><th>2018-2019</th><th>2019-2020</th><th>2020-2021</th></tr></thead><tbody><tr><td>Target</td><td>100</td><td>100</td><td>100</td><td>100</td></tr><tr><td>All</td><td>90</td><td>100</td><td>no data</td><td>95</td></tr><tr><td>Full-Time</td><td>89</td><td>100</td><td>no data</td><td>94</td></tr><tr><td>Part-Time</td><td>100</td><td>no data</td><td>no data</td><td>100</td></tr></tbody></table> <div><p>Faculty Evaluation Targets</p></div>				2017-2018	2018-2019	2019-2020	2020-2021	Target	100	100	100	100	All	90	100	no data	95	Full-Time	89	100	no data	94	Part-Time	100	no data	no data	100	<table><caption>Percent on Target</caption><thead><tr><th></th><th>2017-2018</th><th>2018-2019</th><th>2019-2020</th><th>2020-2021</th></tr></thead><tbody><tr><td>Target</td><td>100</td><td>100</td><td>100</td><td>100</td></tr><tr><td>All Preceptors</td><td>85</td><td>96</td><td>no data</td><td>100</td></tr><tr><td>On-Campus</td><td>95</td><td>100</td><td>no data</td><td>100</td></tr><tr><td>Off-Campus</td><td>100</td><td>100</td><td>no data</td><td>-</td></tr><tr><td>GenMed</td><td>100</td><td>83</td><td>no data</td><td>100</td></tr></tbody></table> <div><p>Preceptor Evaluation by Student</p></div>				2017-2018	2018-2019	2019-2020	2020-2021	Target	100	100	100	100	All Preceptors	85	96	no data	100	On-Campus	95	100	no data	100	Off-Campus	100	100	no data	-	GenMed	100	83	no data	100
		2017-2018	2018-2019	2019-2020	2020-2021																																																								
Target	100	100	100	100																																																									
All	90	100	no data	95																																																									
Full-Time	89	100	no data	94																																																									
Part-Time	100	no data	no data	100																																																									
	2017-2018	2018-2019	2019-2020	2020-2021																																																									
Target	100	100	100	100																																																									
All Preceptors	85	96	no data	100																																																									
On-Campus	95	100	no data	100																																																									
Off-Campus	100	100	no data	-																																																									
GenMed	100	83	no data	100																																																									

	Average Scores					
		Target	2017-2018	2018-2019	2019-2020	2020-2021
		75	94	99	no data	94
		75	87	93	no data	92
		75	99		no data	100
		75	99		no data	-
	<p>Faculty Evaluation Targets</p> <p>Average Score</p> <p>100 80 60 40 20 0</p> <p>Dondanville, Fouts, Jeremy McKinney, Erika McKinney, Matt</p> <p>2017-2018 2018-2019 2019-2020 2020-2021 Target</p>					
	Average Scores					
		Target	2017-2018	2018-2019	2019-2020	2020-2021
		75			no data	100
		75		100		
		75	95	71		100
		75	89	80		
		75	96	95		
		75			no data	100
		75		99	no data	
		75	97	100	no data	
		75	100	100		
		75		96		
		75				93
		75	96	100		
		75	95	95		
		75			no data	
		75	98	97	no data	99
		75			no data	99
		75			no data	100
		75				
Narrative	<p><u>Faculty</u>: This target was almost met, as 95% of evaluations (18 of 19) scored at least 75%. The one faculty who did not meet the target has voluntarily left the program for 2021-2022.</p> <p><u>Preceptor</u>: This target was met, as 100% of evaluations (25 of 25) scored at least 75%. The lowest scoring preceptor (93% average) was new to the program in spring 2021, and had not yet built significant rapport with students.</p> <p>Faculty: 18/19 Preceptors: 25/25</p>					
Plan	<ul style="list-style-type: none"> All evaluations will be assigned per the plan in 2021-2022. No additional faculty or preceptor changes planned. 					
Timeline for Improvement	<ul style="list-style-type: none"> Timeframes for administration will be developed in July 2021 (E. McKinney) 					

Description	Clinical Site and GraceGate Evaluations																																			
Outcome	SLO2: Students will work collaboratively through interprofessional teams to provide or accommodate quality care to clients across the lifespan in a variety of settings, while respecting the diversity of individuals, groups, and communities. SLO3: Through civic engagement, personal growth, and ethical reasoning, students will demonstrate responsible, global citizenship by upholding high professional standards.																																			
Program	Student Site Evaluations			Grace Gate																																
	Objectives Measured	Target	Sample	Objectives Measured	Target	Sample																														
	PG4;SLO3;M3	100% > 75%	ATRG5201, ATRG521, ATRG6301, ATRG6321	PG3;SLO2;M10 QEP4	80% > 75%	ATRG5201, ATRG521, ATRG6301, ATRG6321																														
Results	<table><caption>Percent on Target</caption><thead><tr><th></th><th>2017-2018</th><th>2018-2019</th><th>2019-2020</th><th>2020-2021</th></tr></thead><tbody><tr><td>Target</td><td>100</td><td>100</td><td>100</td><td>100</td></tr><tr><td>All</td><td>90</td><td>84</td><td>no data</td><td>100</td></tr><tr><td>On-Campus</td><td>91</td><td>100</td><td>no data</td><td>100</td></tr><tr><td>Off-Campus</td><td>100</td><td>100</td><td>no data</td><td>-</td></tr><tr><td>Primary Care</td><td>80</td><td>69</td><td>no data</td><td>100</td></tr></tbody></table>				2017-2018	2018-2019	2019-2020	2020-2021	Target	100	100	100	100	All	90	84	no data	100	On-Campus	91	100	no data	100	Off-Campus	100	100	no data	-	Primary Care	80	69	no data	100	<div>Site Evaluations by Student Targets</div>		
	2017-2018	2018-2019	2019-2020	2020-2021																																
Target	100	100	100	100																																
All	90	84	no data	100																																
On-Campus	91	100	no data	100																																
Off-Campus	100	100	no data	-																																
Primary Care	80	69	no data	100																																

	<table><tr><th colspan="6">Average Scores</th></tr><tr><th></th><th>Target</th><th>2017-2018</th><th>2018-2019</th><th>2019-2020</th><th>2020-2021</th></tr><tr><td>B</td><td>75</td><td>91</td><td>90</td><td></td><td></td></tr><tr><td>E</td><td>75</td><td>93</td><td></td><td></td><td></td></tr><tr><td>E</td><td>75</td><td></td><td>70</td><td></td><td></td></tr><tr><td>G</td><td>75</td><td>81</td><td>87</td><td>no data</td><td>100</td></tr><tr><td>H</td><td>75</td><td>87</td><td>70</td><td></td><td>100</td></tr><tr><td>H</td><td>75</td><td>93</td><td>100</td><td>no data</td><td></td></tr><tr><td>H</td><td>75</td><td>83</td><td></td><td></td><td></td></tr><tr><td>H</td><td>75</td><td></td><td>80</td><td></td><td></td></tr><tr><td>P</td><td>75</td><td>94</td><td>98</td><td>no data</td><td>100</td></tr><tr><td>T</td><td>75</td><td>93</td><td></td><td></td><td></td></tr><tr><td>V</td><td>75</td><td></td><td>100</td><td></td><td></td></tr></table>	Average Scores							Target	2017-2018	2018-2019	2019-2020	2020-2021	B	75	91	90			E	75	93				E	75		70			G	75	81	87	no data	100	H	75	87	70		100	H	75	93	100	no data		H	75	83				H	75		80			P	75	94	98	no data	100	T	75	93				V	75		100			<h3>Site Evaluations by Students</h3> <table><thead><tr><th>Site</th><th>2017-2018</th><th>2018-2019</th><th>2019-2020</th><th>2020-2021</th><th>Target</th></tr></thead><tbody><tr><td>Gracegate</td><td>81</td><td>87</td><td>no data</td><td>100</td><td>75</td></tr><tr><td>Habersham High</td><td>93</td><td>70</td><td>no data</td><td>100</td><td>75</td></tr><tr><td>Piedmont College</td><td>94</td><td>98</td><td>no data</td><td>100</td><td>75</td></tr></tbody></table>	Site	2017-2018	2018-2019	2019-2020	2020-2021	Target	Gracegate	81	87	no data	100	75	Habersham High	93	70	no data	100	75	Piedmont College	94	98	no data	100	75
Average Scores																																																																																																								
	Target	2017-2018	2018-2019	2019-2020	2020-2021																																																																																																			
B	75	91	90																																																																																																					
E	75	93																																																																																																						
E	75		70																																																																																																					
G	75	81	87	no data	100																																																																																																			
H	75	87	70		100																																																																																																			
H	75	93	100	no data																																																																																																				
H	75	83																																																																																																						
H	75		80																																																																																																					
P	75	94	98	no data	100																																																																																																			
T	75	93																																																																																																						
V	75		100																																																																																																					
Site	2017-2018	2018-2019	2019-2020	2020-2021	Target																																																																																																			
Gracegate	81	87	no data	100	75																																																																																																			
Habersham High	93	70	no data	100	75																																																																																																			
Piedmont College	94	98	no data	100	75																																																																																																			
Narrative	<p>This goal was met, as 100% of sites (3 of 3) met the target by scoring 100% on the evaluation. This represents a +30-point improvement for EMS and +13-point improvement for Grace Gate. Since this is the first year of data collection, we are unsure, but attribute these higher scores to students being assigned to do several rotations over the course of the year at each of those sites (students may put more into the experience since they are returning).</p> <p>On Campus Sites: 12/12 Off-Campus Sites: n/a Grace Gate: 5/5 Primary Care: 6/6</p>																																																																																																							
Plan	<ul style="list-style-type: none">All evaluations will be assigned per the plan in 2021-2022.																																																																																																							
Timeline for Improvement	<ul style="list-style-type: none">Timeframes for administration will be developed in July 2021 (E. McKinney)																																																																																																							

Description	Modalities Comparison Paper																																																																																																																					
Outcome	Students will work collaboratively through interprofessional teams to provide or accommodate quality care to clients across the lifespan in a variety of settings, while respecting the diversity of individuals, groups, and communities.																																																																																																																					
Program	ATRG					HLHP																																																																																																																
	Objectives Measured		Target		Sample	Objectives Measured		Target		Sample																																																																																																												
	PG3;SLO2;M11		75% > 4.0 rubric		ATRG5222																																																																																																																	
Results	<div>Percent on Target</div> <table><tr><td></td><td>2019</td><td>2020</td><td>2021</td><td>2022</td></tr><tr><td>Target</td><td>75</td><td>75</td><td>75</td><td>75</td></tr><tr><td>ATRG</td><td>0</td><td>100</td><td></td><td></td></tr></table>						2019	2020	2021	2022	Target	75	75	75	75	ATRG	0	100			<div>Modalities Paper Targets</div> <table><caption>Modalities Paper Targets Data</caption><tr><th>Year</th><th>ATRG (%)</th><th>Target (%)</th></tr><tr><td>2019</td><td>0</td><td>75</td></tr><tr><td>2020</td><td>100</td><td>75</td></tr><tr><td>2021</td><td>-</td><td>75</td></tr><tr><td>2022</td><td>-</td><td>75</td></tr></table>					Year	ATRG (%)	Target (%)	2019	0	75	2020	100	75	2021	-	75	2022	-	75																																																																														
		2019	2020	2021	2022																																																																																																																	
Target	75	75	75	75																																																																																																																		
ATRG	0	100																																																																																																																				
Year	ATRG (%)	Target (%)																																																																																																																				
2019	0	75																																																																																																																				
2020	100	75																																																																																																																				
2021	-	75																																																																																																																				
2022	-	75																																																																																																																				
	<div>Average Scores</div> <table><tr><td></td><td>Target</td><td>2019</td><td>2020</td><td>2021</td><td>2022</td></tr><tr><td>Injury Details</td><td>4</td><td>5.00</td><td>5.00</td><td></td><td></td></tr><tr><td>Modalities Used</td><td>4</td><td>2.00</td><td>4.75</td><td></td><td></td></tr><tr><td>Modalities NOT Used</td><td>4</td><td>1.00</td><td>4.75</td><td></td><td></td></tr><tr><td>Stages of the Healing Process</td><td>4</td><td>3.00</td><td>3.75</td><td></td><td></td></tr><tr><td>Class Discussion</td><td>4</td><td>5.00</td><td>5.00</td><td></td><td></td></tr><tr><td>General Style and Organization</td><td>4</td><td>5.00</td><td>4.50</td><td></td><td></td></tr><tr><td>Grammar and Word Choice</td><td>4</td><td>4.00</td><td>4.25</td><td></td><td></td></tr><tr><td>Reference Page and In-Text Citations</td><td>4</td><td>3.00</td><td>4.50</td><td></td><td></td></tr></table>						Target	2019	2020	2021	2022	Injury Details	4	5.00	5.00			Modalities Used	4	2.00	4.75			Modalities NOT Used	4	1.00	4.75			Stages of the Healing Process	4	3.00	3.75			Class Discussion	4	5.00	5.00			General Style and Organization	4	5.00	4.50			Grammar and Word Choice	4	4.00	4.25			Reference Page and In-Text Citations	4	3.00	4.50			<div>Modalities Paper Scores</div> <table><caption>Modalities Paper Scores Data</caption><tr><th>Category</th><th>2019</th><th>2020</th><th>2021</th><th>2022</th><th>Target</th></tr><tr><td>Injury Details</td><td>5.00</td><td>5.00</td><td>-</td><td>-</td><td>4.00</td></tr><tr><td>Modalities Used</td><td>2.00</td><td>4.75</td><td>-</td><td>-</td><td>4.00</td></tr><tr><td>Modalities NOT Used</td><td>1.00</td><td>4.75</td><td>-</td><td>-</td><td>4.00</td></tr><tr><td>Stages of the Healing...</td><td>3.00</td><td>3.75</td><td>-</td><td>-</td><td>4.00</td></tr><tr><td>Class Discussion</td><td>5.00</td><td>5.00</td><td>-</td><td>-</td><td>4.00</td></tr><tr><td>General Style and...</td><td>5.00</td><td>4.50</td><td>-</td><td>-</td><td>4.00</td></tr><tr><td>Grammar and Word...</td><td>4.00</td><td>4.25</td><td>-</td><td>-</td><td>4.00</td></tr><tr><td>Reference Page and In...</td><td>3.00</td><td>4.50</td><td>-</td><td>-</td><td>4.00</td></tr></table>					Category	2019	2020	2021	2022	Target	Injury Details	5.00	5.00	-	-	4.00	Modalities Used	2.00	4.75	-	-	4.00	Modalities NOT Used	1.00	4.75	-	-	4.00	Stages of the Healing...	3.00	3.75	-	-	4.00	Class Discussion	5.00	5.00	-	-	4.00	General Style and...	5.00	4.50	-	-	4.00	Grammar and Word...	4.00	4.25	-	-	4.00	Reference Page and In...	3.00	4.50	-	-	4.00
	Target	2019	2020	2021	2022																																																																																																																	
Injury Details	4	5.00	5.00																																																																																																																			
Modalities Used	4	2.00	4.75																																																																																																																			
Modalities NOT Used	4	1.00	4.75																																																																																																																			
Stages of the Healing Process	4	3.00	3.75																																																																																																																			
Class Discussion	4	5.00	5.00																																																																																																																			
General Style and Organization	4	5.00	4.50																																																																																																																			
Grammar and Word Choice	4	4.00	4.25																																																																																																																			
Reference Page and In-Text Citations	4	3.00	4.50																																																																																																																			
Category	2019	2020	2021	2022	Target																																																																																																																	
Injury Details	5.00	5.00	-	-	4.00																																																																																																																	
Modalities Used	2.00	4.75	-	-	4.00																																																																																																																	
Modalities NOT Used	1.00	4.75	-	-	4.00																																																																																																																	
Stages of the Healing...	3.00	3.75	-	-	4.00																																																																																																																	
Class Discussion	5.00	5.00	-	-	4.00																																																																																																																	
General Style and...	5.00	4.50	-	-	4.00																																																																																																																	
Grammar and Word...	4.00	4.25	-	-	4.00																																																																																																																	
Reference Page and In...	3.00	4.50	-	-	4.00																																																																																																																	
Narrative	This goal was met with 100% of the students (4/4) meeting the target. The lowest rubric scores centered on the stages of the healing process and which modalities should be chosen as the injury progresses. Two of the four students did not go into depth about how they would change the modalities used																																																																																																																					

	<p>based on the stage of healing. The papers this year were more detailed and more accurate compared to last year.</p> <p>ATRG: 4/4</p> <p>HLHP:</p>
Plan	<ul style="list-style-type: none"> • This project will be assigned again in the same format in fall 2021 with more emphasis being placed on the stages of the healing process and the appropriate modalities to use as the injury heals.
Timeline for Improvement	<ul style="list-style-type: none"> • These data will be collected in fall 2021 (E. McKinney)

Description	Fitness & Nutrition Project					
Outcome	Students will work collaboratively through interprofessional teams to provide or accommodate quality care to clients across the lifespan in a variety of settings, while respecting the diversity of individuals, groups, and communities.					
Program	ATRG			HLHP		
	Objectives Measured	Target	Sample	Objectives Measured	Target	Sample
	PG3;SLO2;M12	77% > 4.0	ATRG5201			
Results	Percent on Target No data (no students enrolled)					
	Average Scores No data (no students enrolled)					
Narrative	This assessment was developed midyear; the first data will be collected in fall 2021. ATRG: no data HLHP: no data					
Plan	<ul style="list-style-type: none">n/a					
Timeline for Improvement	<ul style="list-style-type: none">Fall 2021 (E. McKinney)					

Description	Pharmacology Comparison Project					
Outcome	Students will work collaboratively through interprofessional teams to provide or accommodate quality care to clients across the lifespan in a variety of settings, while respecting the diversity of individuals, groups, and communities.					
Program	ATRG			HLHP		
	Objectives Measured	Target	Sample	Objectives Measured	Target	Sample
	PG3;SLO2;M13	77% > 4.0	ATRG6331			
Results	Percent on Target No data (no students enrolled)					
	Average Scores No data (no students enrolled)					
Narrative	This assessment was developed midyear; the first data will be collected in spring 2022. ATRG: no data HLHP: no data					
Plan	<ul style="list-style-type: none">n/a					
Timeline for Improvement	<ul style="list-style-type: none">Spring 2022 (E. McKinney)					

Description	Modalities EBP Paper					
Outcome	Students will work collaboratively through interprofessional teams to provide or accommodate quality care to clients across the lifespan in a variety of settings, while respecting the diversity of individuals, groups, and communities.					
Program	ATRG			HLHP		
	Objectives Measured	Target	Sample	Objectives Measured	Target	Sample
	PG3;SLO2;M14	77% > 4.0	ATRG5222			
Results	Percent on Target No data (no students enrolled)					
	Average Scores No data (no students enrolled)					
Narrative	This assessment was developed midyear; the first data will be collected in fall 2021. ATRG: no data HLHP: no data					
Plan	<ul style="list-style-type: none">n/a					
Timeline for Improvement	<ul style="list-style-type: none">Fall 2021 (E. McKinney)					

Description	Rehabilitation Progression Project					
Outcome	Students will work collaboratively through interprofessional teams to provide or accommodate quality care to clients across the lifespan in a variety of settings, while respecting the diversity of individuals, groups, and communities.					
Program	ATRG			HLHP		
	Objectives Measured	Target	Sample	Objectives Measured	Target	Sample
	PG3;SLO2;M15	77% > 80% on marking guide	ATRG5322			
Results	Percent on Target No data (no students enrolled)					
	Average Scores No data (no students enrolled)					
Narrative	This assessment was developed midyear; the first data will be collected in spring 2022. ATRG: no data HLHP: no data					
Plan	<ul style="list-style-type: none">n/a					
Timeline for Improvement	<ul style="list-style-type: none">Spring 2022 (B. Reynolds)					

Description	Concussion Simulation and Standardized Patient Experience					
Outcome	Students will work collaboratively through interprofessional teams to provide or accommodate quality care to clients across the lifespan in a variety of settings, while respecting the diversity of individuals, groups, and communities.					
Program	ATRG			HLHP		
	Objectives Measured	Target	Sample	Objectives Measured	Target	Sample
	PG3;SLO2;M16	75% > 3.5	ATRG5322			
Results	Percent on Target No data (no students enrolled)					
	Average Scores No data (no students enrolled)					
Narrative	This assessment was developed midyear; the first data will be collected in spring 2022. ATRG: no data HLHP: no data					
Plan	<ul style="list-style-type: none">n/a					
Timeline for Improvement	<ul style="list-style-type: none">Spring 2022 (B. Reynolds)					

Description	Taping Practical Exams					
Outcome	Students will work collaboratively through interprofessional teams to provide or accommodate quality care to clients across the lifespan in a variety of settings, while respecting the diversity of individuals, groups, and communities.					
Program	ATRG			HLHP		
	Objectives Measured	Target	Sample	Objectives Measured	Target	Sample
	PG3;SLO2;M17	77% > 84% on the exams	ATRG5120	PG3;SLO2;M4	77% > 84% on the exams	ATRG5120
Results	Percent on Target No data (no students enrolled)					
	Average Scores No data (no students enrolled)					
Narrative	This assessment was developed midyear; the first data will be collected in Summer 2021. ATRG: no data HLHP: no data					
Plan	<ul style="list-style-type: none">n/a					
Timeline for Improvement	<ul style="list-style-type: none">Summer 2021 (A. Dondanville and B. Reynolds)					

SLO 3 Assessment Tools

PG4: PROFESSIONAL ENGAGEMENT: The Program is committed to providing quality clinical sites for experiential learning and seeks to have 100% of students experience a minimum of three types of clinical education settings prior to graduation (i.e. high school, college, medical office, emergency medical services, physical therapy, and community medicine).

a. Piedmont Goal Reference: GOAL 6. Piedmont College will educate the whole student through co-curricular programs, extra-curricular activities, and experiential learning endeavors.

b. SLO 3: Through civic engagement, personal growth, and ethical reasoning, students will demonstrate responsible, global citizenship by upholding high professional standards.

3.1 Identify state and national regulations and demonstrate professional, moral and ethical judgment when delivering and advocating for patient-centered care.

3.2 Adapt evidence-based practice concepts and the use of outcome measures when making clinical decisions and critically examining athletic training practice.

3.3 Develop and evaluate facility design and management strategies in the context of a healthcare system (i.e. risk management, healthcare delivery mechanisms, insurance and reimbursement documentation, patient privacy, and general facility management).

3.4 Use effective documentation to develop, participate in, and lead patient-centered care.

3.5 Use appropriate professional guidelines to develop, implement, evaluate, and modify emergency care strategies.

3.6 Demonstrate a commitment to personal and professional growth and development.

c. Measures:

1. Student Clinical Milestones Evaluation (80% will score at or above their level: B1=2; B2=2.5; C1=3; C2=3.5; D=4)

2. Preceptor Evaluation (100% will score 75% on the rubric)

3. Clinical Experience Evaluation (100% will score experiences at 75% or higher on the rubric)-QEP4

4. AT Conference Advertisement (77% will score 4 on the rubric)-QEP6

5. EAP Project (77% of Level C and 80% of Level D will score 4 on the rubric)

6. Emergency Cardiac Care (100% will score 84% or higher)

7. Legislation Proposal (77% will score 4 on the rubric)-QEP3

8. Final Integrative Learning Reflection (80% will score 3.2 on the rubric)-QEP5

9. Resume Development (75% of Level B, 77% of Level C, and 80% of Level D will score 4 on the rubric)

10. Personal Development Plan (77% of Level C and 80% of Level D will score 4 on the rubric)

11. Alumni Survey (80% will score program attributes at 5.25)

12. CEC Site Evaluation (100% of sites will score 80% or higher)

13. Capstone Project (80% will score 4.0 on the rubric)

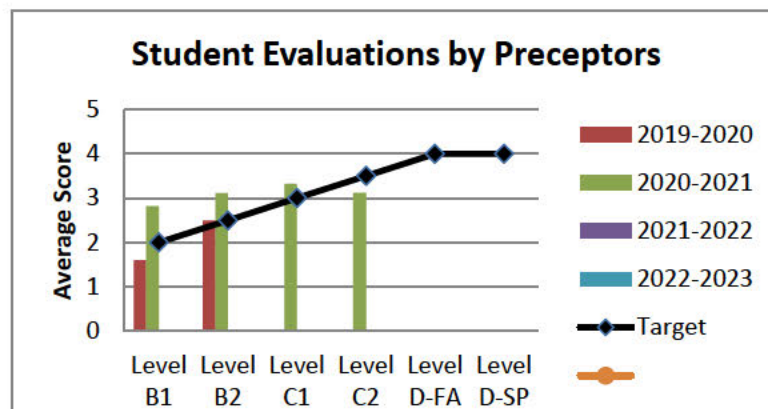
14. Policies and Procedures Project (80% will score 4.0 on the rubric)

15. Business Plan (80% will score 4.0 on the rubric)

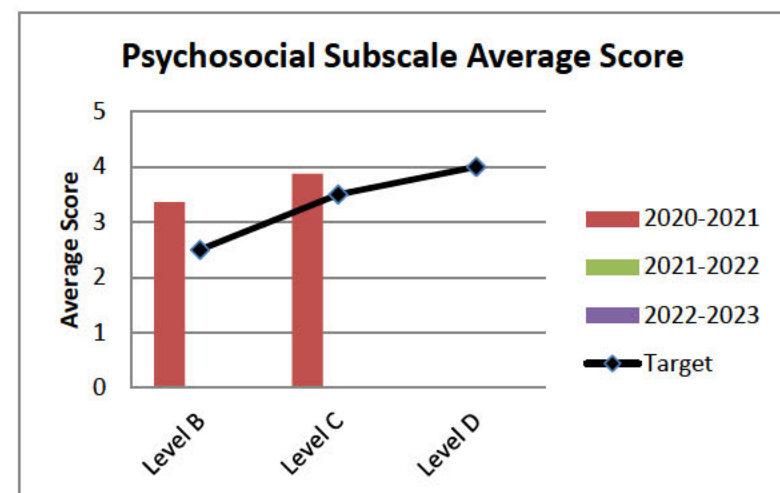
16. Patient File Assignment (80% will score 4.0 on the rubric)

Description	Student Evaluations and Psychosocial Subscale 2.2																																																																						
Outcome	SLO2: Students will work collaboratively through interprofessional teams to provide or accommodate quality care to clients across the lifespan in a variety of settings, while respecting the diversity of individuals, groups, and communities. SLO3: Through civic engagement, personal growth, and ethical reasoning, students will demonstrate responsible, global citizenship by upholding high professional standards.																																																																						
Program	Student Evaluations			Psychosocial Subscale 2.2																																																																			
	Objectives Measured	Target	Sample	Objectives Measured	Target	Sample																																																																	
	PG4;SLO3;M1	B 80% >2.0, 2.5 C 80% >3.0, 3.5 D 80% >4.0	ATRG5201, ATRG521, ATRG6301, ATRG6321	PG3;SLO2;M5	B 80% >2.5 C 80% >3.5 D 80% >4.0	ATRG5201, ATRG521, ATRG6301, ATRG6321																																																																	
Results	<table><caption>Percent on Target</caption><thead><tr><th></th><th>2019-2020</th><th>2020-2021</th><th>2021-2022</th><th>2022-2023</th></tr></thead><tbody><tr><td>Target</td><td>80</td><td>80</td><td>80</td><td>80</td></tr><tr><td>Level B1</td><td>80</td><td>100</td><td></td><td></td></tr><tr><td>Level B2</td><td>100</td><td>100</td><td></td><td></td></tr><tr><td>Level C1</td><td>-</td><td>75</td><td></td><td></td></tr><tr><td>Level C2</td><td>-</td><td>33</td><td></td><td></td></tr><tr><td>Level D-FA</td><td>-</td><td>-</td><td></td><td></td></tr><tr><td>Level D-SP</td><td>-</td><td>-</td><td></td><td></td></tr></tbody></table>				2019-2020	2020-2021	2021-2022	2022-2023	Target	80	80	80	80	Level B1	80	100			Level B2	100	100			Level C1	-	75			Level C2	-	33			Level D-FA	-	-			Level D-SP	-	-			<table><caption>Percent on Target</caption><thead><tr><th></th><th>Target</th><th>2019-2020</th><th>2020-2021</th><th>2021-2022</th><th>2022-2023</th></tr></thead><tbody><tr><td>Level B</td><td>80</td><td>100</td><td>86</td><td></td><td></td></tr><tr><td>Level C</td><td>80</td><td>-</td><td>79</td><td></td><td></td></tr><tr><td>Level D</td><td>80</td><td>-</td><td>-</td><td></td><td></td></tr></tbody></table>				Target	2019-2020	2020-2021	2021-2022	2022-2023	Level B	80	100	86			Level C	80	-	79			Level D	80	-	-			
		2019-2020	2020-2021	2021-2022	2022-2023																																																																		
	Target	80	80	80	80																																																																		
Level B1	80	100																																																																					
Level B2	100	100																																																																					
Level C1	-	75																																																																					
Level C2	-	33																																																																					
Level D-FA	-	-																																																																					
Level D-SP	-	-																																																																					
	Target	2019-2020	2020-2021	2021-2022	2022-2023																																																																		
Level B	80	100	86																																																																				
Level C	80	-	79																																																																				
Level D	80	-	-																																																																				
	<div><h3>Student Evaluations by Preceptor Targets</h3><table><thead><tr><th>Year</th><th>Level B1</th><th>Level B2</th><th>Level C1</th><th>Level C2</th><th>Level D-FA</th><th>Level D-SP</th><th>Target</th></tr></thead><tbody><tr><td>2019-2020</td><td>80</td><td>100</td><td></td><td></td><td></td><td></td><td>80</td></tr><tr><td>2020-2021</td><td>100</td><td>100</td><td>75</td><td>33</td><td></td><td></td><td>80</td></tr><tr><td>2021-2022</td><td></td><td></td><td></td><td></td><td></td><td></td><td>80</td></tr><tr><td>2022-2023</td><td></td><td></td><td></td><td></td><td></td><td></td><td>80</td></tr></tbody></table></div>			Year	Level B1	Level B2	Level C1	Level C2	Level D-FA	Level D-SP	Target	2019-2020	80	100					80	2020-2021	100	100	75	33			80	2021-2022							80	2022-2023							80	<div><h3>Psychosocial Subscale Targets</h3><table><thead><tr><th>Year</th><th>Level B</th><th>Level C</th><th>Level D</th><th>Target</th></tr></thead><tbody><tr><td>2019-2020</td><td>100</td><td></td><td></td><td>80</td></tr><tr><td>2020-2021</td><td>86</td><td>79</td><td></td><td>80</td></tr><tr><td>2021-2022</td><td></td><td></td><td></td><td>80</td></tr><tr><td>2022-2023</td><td></td><td></td><td></td><td>80</td></tr></tbody></table></div>			Year	Level B	Level C	Level D	Target	2019-2020	100			80	2020-2021	86	79		80	2021-2022				80	2022-2023				80
Year	Level B1	Level B2	Level C1	Level C2	Level D-FA	Level D-SP	Target																																																																
2019-2020	80	100					80																																																																
2020-2021	100	100	75	33			80																																																																
2021-2022							80																																																																
2022-2023							80																																																																
Year	Level B	Level C	Level D	Target																																																																			
2019-2020	100			80																																																																			
2020-2021	86	79		80																																																																			
2021-2022				80																																																																			
2022-2023				80																																																																			

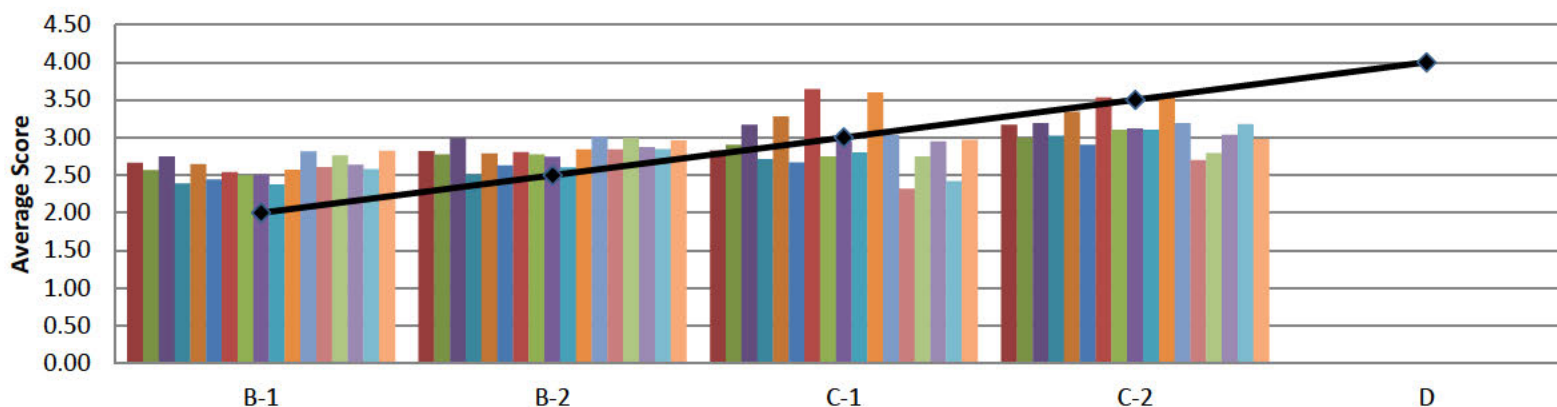
Average Scores					
	Target	2019-2020	2020-2021	2021-2022	2022-2023
Level B1	2	1.6	2.82		
Level B2	2.5	2.5	3.11		
Level C1	3	-	3.33		
Level C2	3.5	-	3.12		
Level D-FA	4	-	-		
Level D-SP	4	-	-		



Average Scores				
	Target	2020-2021	2021-2022	2022-2023
Level B	2.5	3.36		
Level C	3.5	3.87		
Level D	4			

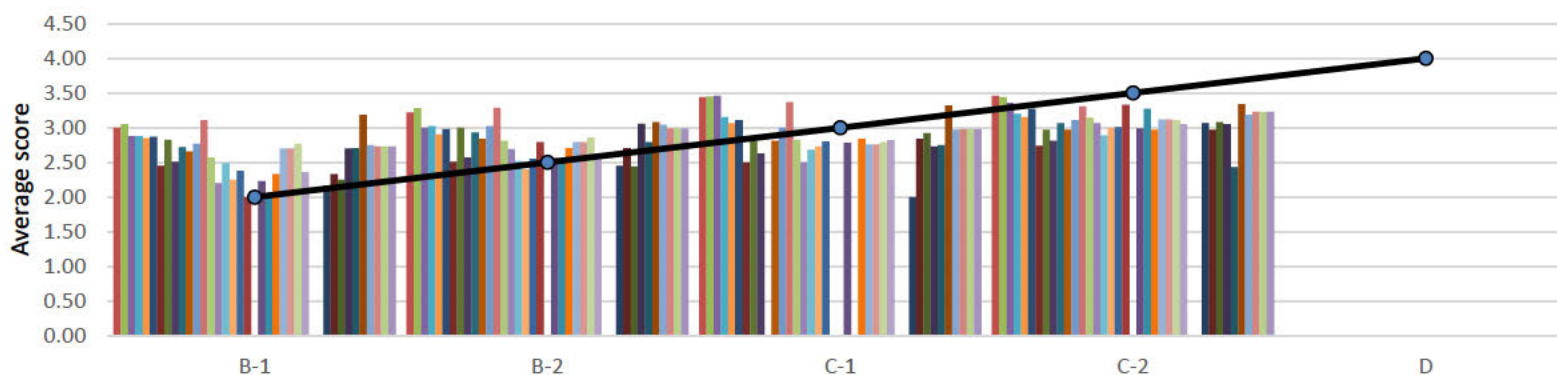
[illegible]

Clinical SLO KSA Scores (2020 Cohort)



2020 Cohort	Target	56-advocate for pt	57-health literacy	58-pt education	59-communicate	60-disability framework	61-collaborate px	62-use evidence	63-quality improve	64-use data/EMR	65-ethic px scope	66-px scope	67-prof development	68-advocate for AT	69-modify POC, goals	70-eval/manage emerg.	71-eval non-emerg.	72-obtain tests	73-decide intervent.	74-educate Rx	75-administer Rx	76-eval/Tx concusion	77-behavioral health	78-taping, splinting	79-risk reduction	80-risk reduct. programs	81-PPE	82-performance progr.	83-pt educ; nutrition	84-pt educ; drugs	85-environmental inj	86-protective equip	87-biometrics, phys.	88-administration management	89-file management	90-collab. physician	91-policies & proced.	92-prevent & eap pol.	93-concussion p&p	94-behav. Policies	
B-1	2	3.00	3.05	2.88	2.88	2.85	2.87	2.45	2.83	2.51	2.72	2.66	2.77	3.11	2.57	2.20	2.49	2.25	2.38	2.00		2.23	2.00	2.33	2.70	2.70	2.77	2.36			2.17	2.33	2.25	2.70	2.71	3.19	2.75	2.73	2.73	2.73	
B-2	2.5	3.22	3.28	3.00	3.02	2.90	2.98	2.51	3.00	2.57	2.93	2.84	3.02	3.29	2.81	2.69	2.52	2.40	2.55	2.79		2.56	2.52	2.71	2.79	2.79	2.86	2.54			2.45	2.71	2.44	3.06	2.79	3.08	3.04	2.99	2.99	2.99	
C-1	3	3.44	3.45	3.46	3.15	3.07	3.11	2.50	2.81	2.63	3.01	2.81	3.00	3.37	2.83	2.50	2.68	2.73	2.80			2.78		2.84	2.76	2.76	2.79	2.82			2.00	2.84	2.92	2.73	2.75	3.32	2.97	2.98	2.98	2.98	
C-2	3.5	3.46	3.44	3.36	3.20	3.15	3.27	2.74	2.97	2.81	3.07	2.97	3.11	3.31	3.14	3.07	2.89	3.00	3.01	3.33		2.99	3.27	2.97	3.12	3.12	3.11	3.05				3.07	2.97	3.08	3.05	2.43	3.34	3.19	3.23	3.23	3.23
D	4																																								

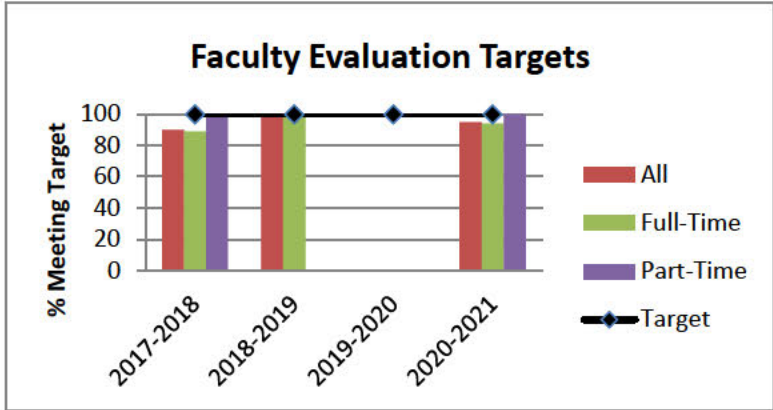
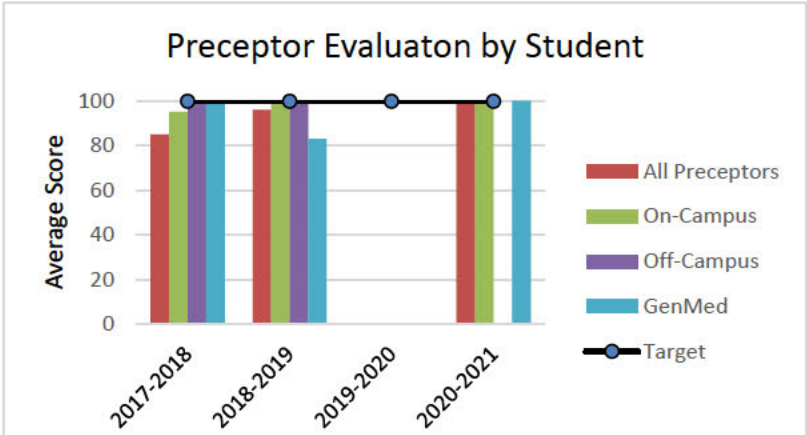
Clinical CAATE Standard Scores (2020 Cohort)



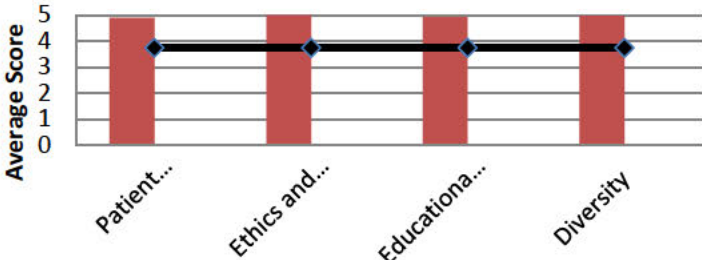
Narrative

Student Evaluation: This goal was partially met, as 100% (4/4) of level B students met the target. However, student performance declined in spring (level C), such that 3/4 and 1/3 met the target (midterm and end-of-term, respectfully). While one student remained committed to the program and her clinical experiences all year, two others prioritized going home on the weekends, working, and intercollegiate sports over their education. However, preceptors

	<p>failed to complete 5 of 12 spring evaluations (2 in the first block and 3 in the second block)—this means that level C students had less feedback from which they could improve when final evaluations were completed. This is the first year of data collection with a new instrument, so data will be measured for at least 2 more years to assess trends.</p> <p>B1: 100% (7/7) B2: 100% (7/7) C1: 100% (3/4) C2: 33% (1/3)</p> <p><u>Psychosocial Subscale</u>: This goal was partially met, as 86% of level B evaluations (19/22) and 79% of level C evaluations (11/14) met the target. While these lower scores could be due to fewer opportunities to educate patients or recognize behavioral concerns, 4 of the 6 scores falling below target were earned by one student.</p> <p>B: 86% (19/22) C: 79% (11/14)</p>
Plan	<ul style="list-style-type: none"> • Review mastery scoring guidelines with preceptors for accuracy during preceptor training. • Ensure correct evaluations are assigned to clinical courses.
Timeline for Improvement	<ul style="list-style-type: none"> • Preceptor training (August 2021; E. McKinney) • Timeframe assignments (July 2021; E. McKinney)

Description	Faculty and Preceptor Evaluations																																																												
Outcome	SLO2: Students will work collaboratively through interprofessional teams to provide or accommodate quality care to clients across the lifespan in a variety of settings, while respecting the diversity of individuals, groups, and communities. SLO3: Through civic engagement, personal growth, and ethical reasoning, students will demonstrate responsible, global citizenship by upholding high professional standards.																																																												
Program	Faculty Evaluations			Preceptor Evaluations																																																									
	Objectives Measured	Target	Sample	Objectives Measured	Target	Sample																																																							
	PG3;SLO2;M9	100% > 75%	All courses with an ATRG alpha-designator	PG4;SLO3;M2	100% > 75%	ATRG5201, ATRG521, ATRG6301, ATRG6321																																																							
Results	<table><tr><th></th><th>2017-2018</th><th>2018-2019</th><th>2019-2020</th><th>2020-2021</th></tr><tr><td>Target</td><td>100</td><td>100</td><td>100</td><td>100</td></tr><tr><td>All</td><td>90</td><td>100</td><td>no data</td><td>95</td></tr><tr><td>Full-Time</td><td>89</td><td>100</td><td>no data</td><td>94</td></tr><tr><td>Part-Time</td><td>100</td><td>no data</td><td>no data</td><td>100</td></tr></table> 				2017-2018	2018-2019	2019-2020	2020-2021	Target	100	100	100	100	All	90	100	no data	95	Full-Time	89	100	no data	94	Part-Time	100	no data	no data	100	<table><tr><th></th><th>2017-2018</th><th>2018-2019</th><th>2019-2020</th><th>2020-2021</th></tr><tr><td>Target</td><td>100</td><td>100</td><td>100</td><td>100</td></tr><tr><td>All Preceptors</td><td>85</td><td>96</td><td>no data</td><td>100</td></tr><tr><td>On-Campus</td><td>95</td><td>100</td><td>no data</td><td>100</td></tr><tr><td>Off-Campus</td><td>100</td><td>100</td><td>no data</td><td>-</td></tr><tr><td>GenMed</td><td>100</td><td>83</td><td>no data</td><td>100</td></tr></table> 				2017-2018	2018-2019	2019-2020	2020-2021	Target	100	100	100	100	All Preceptors	85	96	no data	100	On-Campus	95	100	no data	100	Off-Campus	100	100	no data	-	GenMed	100	83	no data	100
		2017-2018	2018-2019	2019-2020	2020-2021																																																								
Target	100	100	100	100																																																									
All	90	100	no data	95																																																									
Full-Time	89	100	no data	94																																																									
Part-Time	100	no data	no data	100																																																									
	2017-2018	2018-2019	2019-2020	2020-2021																																																									
Target	100	100	100	100																																																									
All Preceptors	85	96	no data	100																																																									
On-Campus	95	100	no data	100																																																									
Off-Campus	100	100	no data	-																																																									
GenMed	100	83	no data	100																																																									

	<table><tr><th colspan="6">Average Scores</th></tr><tr><th></th><th>Target</th><th>2017-2018</th><th>2018-2019</th><th>2019-2020</th><th>2020-2021</th></tr><tr><td>Dondanville, Matt</td><td>75</td><td>94</td><td>99</td><td>no data</td><td>94</td></tr><tr><td>Fouts, Jeremy</td><td>75</td><td>87</td><td>93</td><td>no data</td><td>92</td></tr><tr><td>McKinney, Erika</td><td>75</td><td>99</td><td></td><td>no data</td><td>100</td></tr><tr><td>McKinney, Matt</td><td>75</td><td>99</td><td></td><td>no data</td><td>-</td></tr></table> <div><p>Faculty Evaluation Targets</p><table><thead><tr><th>Faculty</th><th>2017-2018</th><th>2018-2019</th><th>2019-2020</th><th>2020-2021</th></tr></thead><tbody><tr><td>Dondanville, Matt</td><td>94</td><td>99</td><td>no data</td><td>94</td></tr><tr><td>Fouts, Jeremy</td><td>87</td><td>93</td><td>no data</td><td>92</td></tr><tr><td>McKinney, Erika</td><td>99</td><td></td><td>no data</td><td>100</td></tr><tr><td>McKinney, Matt</td><td>99</td><td></td><td>no data</td><td>-</td></tr></tbody></table></div>	Average Scores							Target	2017-2018	2018-2019	2019-2020	2020-2021	Dondanville, Matt	75	94	99	no data	94	Fouts, Jeremy	75	87	93	no data	92	McKinney, Erika	75	99		no data	100	McKinney, Matt	75	99		no data	-	Faculty	2017-2018	2018-2019	2019-2020	2020-2021	Dondanville, Matt	94	99	no data	94	Fouts, Jeremy	87	93	no data	92	McKinney, Erika	99		no data	100	McKinney, Matt	99		no data	-	<table><tr><th colspan="6">Average Scores</th></tr><tr><th></th><th>Target</th><th>2017-2018</th><th>2018-2019</th><th>2019-2020</th><th>2020-2021</th></tr><tr><td>Adams, ...</td><td>75</td><td></td><td></td><td>no data</td><td>100</td></tr><tr><td>B...</td><td>75</td><td></td><td>100</td><td></td><td></td></tr><tr><td>C...</td><td>75</td><td>95</td><td>71</td><td></td><td>100</td></tr><tr><td>D...</td><td>75</td><td>89</td><td>80</td><td></td><td></td></tr><tr><td>E...</td><td>75</td><td>96</td><td>95</td><td></td><td></td></tr><tr><td>F...</td><td>75</td><td></td><td></td><td>no data</td><td>100</td></tr><tr><td>G...</td><td>75</td><td></td><td>99</td><td>no data</td><td></td></tr><tr><td>H...</td><td>75</td><td>97</td><td>100</td><td>no data</td><td></td></tr><tr><td>I...</td><td>75</td><td>100</td><td>100</td><td></td><td></td></tr><tr><td>J...</td><td>75</td><td></td><td>96</td><td></td><td></td></tr><tr><td>K...</td><td>75</td><td></td><td></td><td></td><td>93</td></tr><tr><td>L...</td><td>75</td><td>96</td><td>100</td><td></td><td></td></tr><tr><td>M...</td><td>75</td><td>95</td><td>95</td><td></td><td></td></tr><tr><td>N...</td><td>75</td><td></td><td></td><td>no data</td><td></td></tr><tr><td>O...</td><td>75</td><td>98</td><td>97</td><td>no data</td><td>99</td></tr><tr><td>P...</td><td>75</td><td></td><td></td><td>no data</td><td>99</td></tr><tr><td>Q...</td><td>75</td><td></td><td></td><td>no data</td><td>100</td></tr></table>	Average Scores							Target	2017-2018	2018-2019	2019-2020	2020-2021	Adams, ...	75			no data	100	B...	75		100			C...	75	95	71		100	D...	75	89	80			E...	75	96	95			F...	75			no data	100	G...	75		99	no data		H...	75	97	100	no data		I...	75	100	100			J...	75		96			K...	75				93	L...	75	96	100			M...	75	95	95			N...	75			no data		O...	75	98	97	no data	99	P...	75			no data	99	Q...	75			no data	100
Average Scores																																																																																																																																																																																	
	Target	2017-2018	2018-2019	2019-2020	2020-2021																																																																																																																																																																												
Dondanville, Matt	75	94	99	no data	94																																																																																																																																																																												
Fouts, Jeremy	75	87	93	no data	92																																																																																																																																																																												
McKinney, Erika	75	99		no data	100																																																																																																																																																																												
McKinney, Matt	75	99		no data	-																																																																																																																																																																												
Faculty	2017-2018	2018-2019	2019-2020	2020-2021																																																																																																																																																																													
Dondanville, Matt	94	99	no data	94																																																																																																																																																																													
Fouts, Jeremy	87	93	no data	92																																																																																																																																																																													
McKinney, Erika	99		no data	100																																																																																																																																																																													
McKinney, Matt	99		no data	-																																																																																																																																																																													
Average Scores																																																																																																																																																																																	
	Target	2017-2018	2018-2019	2019-2020	2020-2021																																																																																																																																																																												
Adams, ...	75			no data	100																																																																																																																																																																												
B...	75		100																																																																																																																																																																														
C...	75	95	71		100																																																																																																																																																																												
D...	75	89	80																																																																																																																																																																														
E...	75	96	95																																																																																																																																																																														
F...	75			no data	100																																																																																																																																																																												
G...	75		99	no data																																																																																																																																																																													
H...	75	97	100	no data																																																																																																																																																																													
I...	75	100	100																																																																																																																																																																														
J...	75		96																																																																																																																																																																														
K...	75				93																																																																																																																																																																												
L...	75	96	100																																																																																																																																																																														
M...	75	95	95																																																																																																																																																																														
N...	75			no data																																																																																																																																																																													
O...	75	98	97	no data	99																																																																																																																																																																												
P...	75			no data	99																																																																																																																																																																												
Q...	75			no data	100																																																																																																																																																																												
Narrative	<p><u>Faculty</u>: This target was almost met, as 95% of evaluations (18 of 19) scored at least 75%. The one faculty who did not meet the target has voluntarily left the program for 2021-2022.</p> <p><u>Preceptor</u>: This target was met, as 100% of evaluations (25 of 25) scored at least 75%. The lowest scoring preceptor (93% average) was new to the program in spring 2021, and had not yet built significant rapport with students.</p> <p>Faculty: 18/19 Preceptors: 25/25</p>																																																																																																																																																																																
Plan	<ul style="list-style-type: none">All evaluations will be assigned per the plan in 2021-2022.No additional faculty or preceptor changes planned.																																																																																																																																																																																
Timeline for Improvement	<ul style="list-style-type: none">Timeframes for administration will be developed in July 2021 (E. McKinney)																																																																																																																																																																																

Description	Clinical Experience Evaluation Subscales																													
Outcome	Through civic engagement, personal growth, and ethical reasoning, students will demonstrate responsible, global citizenship by upholding high professional standards.																													
Program	Clinical Experience Evaluation: Educational Preparation, Professional Development, Patient Care, and Diversity Subscales																													
	Objectives Measured	Target	Sample																											
	PG4;SLO3;M3 QEP4	100% > 75%	ATRG5201, ATRG521, ATRG6301, ATRG6321																											
Results	<div>Average Scores</div> <table><tr><th>2020 Cohort</th><th>Target</th><th>2020-2021</th><th>2021-2022</th></tr><tr><td>Patient Care/Practice</td><td>3.75</td><td>4.896</td><td></td></tr><tr><td>Ethics and Professionalism</td><td>3.75</td><td>5</td><td></td></tr><tr><td>Educational Preparation</td><td>3.75</td><td>4.938</td><td></td></tr><tr><td>Diversity</td><td>3.75</td><td>4.973</td><td></td></tr></table>			2020 Cohort	Target	2020-2021	2021-2022	Patient Care/Practice	3.75	4.896		Ethics and Professionalism	3.75	5		Educational Preparation	3.75	4.938		Diversity	3.75	4.973		<div>Clinical Experience Subscales (2020 Cohort)</div> 						
	2020 Cohort	Target	2020-2021	2021-2022																										
Patient Care/Practice	3.75	4.896																												
Ethics and Professionalism	3.75	5																												
Educational Preparation	3.75	4.938																												
Diversity	3.75	4.973																												
	<div>Professional Interactions: With what types of professionals did you engage during this clinical experience.</div> <table><tr><td>12</td><td>1. Athletic Trainer</td></tr><tr><td>9</td><td>2. Physician</td></tr><tr><td>0</td><td>3. Physical Therapist/PTA</td></tr><tr><td>2</td><td>4. Nurse (LPN, RN, BSN)</td></tr><tr><td>2</td><td>5. Nurse Practitioner (FNP)</td></tr><tr><td>9</td><td>6. EMT/Paramedic</td></tr><tr><td>0</td><td>7. Other</td></tr></table>	12	1. Athletic Trainer	9	2. Physician	0	3. Physical Therapist/PTA	2	4. Nurse (LPN, RN, BSN)	2	5. Nurse Practitioner (FNP)	9	6. EMT/Paramedic	0	7. Other	<div>Patient Ages: Which of the following ages of patient populations did you provide care for during this clinical experience?</div> <table><tr><th>Answer Count</th><th>Answer Choices</th><th>Percent</th></tr><tr><td>2</td><td>3. Pediatric (0-18)</td><td>0.058823529</td></tr><tr><td>23</td><td>1. Adult (18-65)</td><td>0.676470588</td></tr><tr><td>9</td><td>2. Geriatric (65+)</td><td>0.264705882</td></tr></table>			Answer Count	Answer Choices	Percent	2	3. Pediatric (0-18)	0.058823529	23	1. Adult (18-65)	0.676470588	9	2. Geriatric (65+)	0.264705882
12	1. Athletic Trainer																													
9	2. Physician																													
0	3. Physical Therapist/PTA																													
2	4. Nurse (LPN, RN, BSN)																													
2	5. Nurse Practitioner (FNP)																													
9	6. EMT/Paramedic																													
0	7. Other																													
Answer Count	Answer Choices	Percent																												
2	3. Pediatric (0-18)	0.058823529																												
23	1. Adult (18-65)	0.676470588																												
9	2. Geriatric (65+)	0.264705882																												

		Population Types: Which of the following types of patient populations did you provide care for during this clinical experience?		
		Answer Count	Answer Choices	Percent
		8	1. Female Patients: Team Sports (Volleyball, Soccer, Basketball, Softball, Lacrosse)	0.195121951
		3	2. Female Patients: Individual/Dual Sports (Tennis, Golf, Cross Country, Track, Cheer)	0.073170732
		9	3. Male Patients: Team Sports (Soccer, Baseball, Basketball)	0.219512195
		2	4. Male Patients: Individual/Dual Sports (Tennis, Golf, Cross Country, Track, Cheer)	0.048780488
		2	5. Equipment Intensive Sports (Football, Men's Lacrosse)	0.048780488
		15	6. Community Clinic (non-orthopedic)	0.365853659
		2	7. Community Clinic (orthopedic)	0.048780488
Narrative	This target was met, as 100% of evaluations (34 of 34) scored >3.75. Students report being able to work with patients in all program-specific practice settings. The areas of least interaction were equipment-intensive sports and community orthopedic clinics. This will change in year two, when the current students have a “football” rotation and the ability to interact with the team physician in the clinic.			
Plan	<ul style="list-style-type: none"> The CEC will monitor student completion of their assigned evaluations to ensure they are done (E. McKinney). 			
Timeline for Improvement	<ul style="list-style-type: none"> Data will be collected for another two academic years 2021-2022 through 2023-2024 to explore trends. 			

Description	AT Conference Advertisement					
Outcome	Through civic engagement, personal growth, and ethical reasoning, students will demonstrate responsible, global citizenship by upholding high professional standards.					
Program	ATRG			HLHP		
	Objectives Measured	Target	Sample	Objectives Measured	Target	Sample
	PG4;SLO3;M4 QEP6	77% >4.0	ATRG6402	PG3;SLO2;M7 QEP6	77% >4.0	ATRG6402
Results	Percent on Target No data			Percent on Target		
	Average Scores No data			Average Scores		
Narrative	No data. Due to not having any graduate athletic training students enrolled in the course and regional COVID-19 restrictions, there was no Athletic Training Conference hosted in Fall 2020. Data will be collected for the first time in Fall 2021 when the summer 2020 cohort of students takes this course. ATRG: HLHP:					
Plan	<ul style="list-style-type: none">Use the new rubric and assignment in Fall 2021					
Timeline for Improvement	<ul style="list-style-type: none">December 2021 (M. McKinney)					

Description	EAP and Documents Project					
Outcome	Through civic engagement, personal growth, and ethical reasoning, students will demonstrate responsible, global citizenship by upholding high professional standards.					
Program	ATRG			HLHP		
	Objectives Measured	Target	Sample	Objectives Measured	Target	Sample
	PG4;SLO3;M5	77% >4.0	ATRG5201			
Results	Percent on Target No data (no students enrolled)			Percent on Target No data (no students enrolled)		
	Average Scores No data (no students enrolled)			Average Scores No data (no students enrolled)		
Narrative	This assessment was developed midyear; the first data will be collected in fall 2021. ATRG: no data HLHP: no data					
Plan	<ul style="list-style-type: none">n/a					
Timeline for Improvement	<ul style="list-style-type: none">Fall 2021 (E. McKinney)					

Description	Emergency Cardiac Care																																																																																	
Outcome	Through civic engagement, personal growth, and ethical reasoning, students will demonstrate responsible, global citizenship by upholding high professional standards.																																																																																	
Program	ATRG					HLHP																																																																												
	Objectives Measured		Target		Sample	Objectives Measured		Target		Sample																																																																								
	PG4;SLO3;M6		100% >84%		ATRG5120, ATRG5221, ATRG6321	PG4;SLO3;M5		100% >84%		ATRG5120																																																																								
Results	<div>Percent on Target</div> <table><thead><tr><th></th><th>2019-2020</th><th>2020-2021</th><th>2021-2022</th><th>2022-2023</th></tr></thead><tbody><tr><td>Target</td><td>100</td><td>100</td><td>100</td><td>100</td></tr><tr><td>Level A</td><td>100</td><td>100</td><td></td><td></td></tr><tr><td>Level C</td><td></td><td>100</td><td></td><td></td></tr><tr><td>Level D</td><td></td><td></td><td></td><td></td></tr><tr><td>HLHP</td><td>100</td><td>75</td><td></td><td></td></tr></tbody></table>						2019-2020	2020-2021	2021-2022	2022-2023	Target	100	100	100	100	Level A	100	100			Level C		100			Level D					HLHP	100	75			<div>CPRO/BLS Exam Targets</div> <table><thead><tr><th>Year</th><th>Level A</th><th>Level C</th><th>Level D</th><th>HLHP</th><th>Target</th></tr></thead><tbody><tr><td>2019-2020</td><td>100</td><td>100</td><td>100</td><td>100</td><td>100</td></tr><tr><td>2020-2021</td><td>100</td><td>100</td><td>100</td><td>75</td><td>100</td></tr><tr><td>2021-2022</td><td>100</td><td>100</td><td>100</td><td>100</td><td>100</td></tr><tr><td>2022-2023</td><td>100</td><td>100</td><td>100</td><td>100</td><td>100</td></tr></tbody></table>					Year	Level A	Level C	Level D	HLHP	Target	2019-2020	100	100	100	100	100	2020-2021	100	100	100	75	100	2021-2022	100	100	100	100	100	2022-2023	100	100	100	100	100												
	2019-2020	2020-2021	2021-2022	2022-2023																																																																														
Target	100	100	100	100																																																																														
Level A	100	100																																																																																
Level C		100																																																																																
Level D																																																																																		
HLHP	100	75																																																																																
Year	Level A	Level C	Level D	HLHP	Target																																																																													
2019-2020	100	100	100	100	100																																																																													
2020-2021	100	100	100	75	100																																																																													
2021-2022	100	100	100	100	100																																																																													
2022-2023	100	100	100	100	100																																																																													
	<div>Average Scores</div> <table><thead><tr><th></th><th>Target</th><th>2019-2020</th><th>2020-2021</th><th>2021-2022</th><th>2022-2023</th></tr></thead><tbody><tr><td>All</td><td>84</td><td>90</td><td>85</td><td></td><td></td></tr><tr><td>Level A</td><td>84</td><td>90</td><td>85</td><td></td><td></td></tr><tr><td>Level C</td><td>84</td><td></td><td>93</td><td></td><td></td></tr><tr><td>Level D</td><td>84</td><td></td><td></td><td></td><td></td></tr><tr><td>HLHP</td><td>84</td><td>88</td><td>84</td><td></td><td></td></tr></tbody></table>						Target	2019-2020	2020-2021	2021-2022	2022-2023	All	84	90	85			Level A	84	90	85			Level C	84		93			Level D	84					HLHP	84	88	84			<div>CPRO/BLS Exam Scores</div> <table><thead><tr><th>Category</th><th>2019-2020</th><th>2020-2021</th><th>2021-2022</th><th>2022-2023</th><th>Target</th></tr></thead><tbody><tr><td>All</td><td>90</td><td>85</td><td>84</td><td>84</td><td>84</td></tr><tr><td>Level A</td><td>90</td><td>85</td><td>84</td><td>84</td><td>84</td></tr><tr><td>Level C</td><td></td><td>93</td><td>84</td><td>84</td><td>84</td></tr><tr><td>Level D</td><td></td><td></td><td>84</td><td>84</td><td>84</td></tr><tr><td>HLHP</td><td>88</td><td>84</td><td>84</td><td>84</td><td>84</td></tr></tbody></table>					Category	2019-2020	2020-2021	2021-2022	2022-2023	Target	All	90	85	84	84	84	Level A	90	85	84	84	84	Level C		93	84	84	84	Level D			84	84	84	HLHP	88	84	84	84	84
	Target	2019-2020	2020-2021	2021-2022	2022-2023																																																																													
All	84	90	85																																																																															
Level A	84	90	85																																																																															
Level C	84		93																																																																															
Level D	84																																																																																	
HLHP	84	88	84																																																																															
Category	2019-2020	2020-2021	2021-2022	2022-2023	Target																																																																													
All	90	85	84	84	84																																																																													
Level A	90	85	84	84	84																																																																													
Level C		93	84	84	84																																																																													
Level D			84	84	84																																																																													
HLHP	88	84	84	84	84																																																																													

Narrative	All ATRG students (4/4) and 3 of 4 HLHP students met the target and passed the BLS Exam in summer 2020 with an average score of 92%. Although all of the ATRG students met the target, their scores were 5% lower than the previous year. This may be because one of the previous year's ATRG students was actively working as a health care professional and scored higher based on existing knowledge. The HLHP students' average score being lower than the previous year is likely due to the one student who did not pass the exam. All ATRG students reached the target in spring 2021 with a score of 93%. Their scores likely increased from the lecture and practice that occurred before the exam was taken.
Plan	<ul style="list-style-type: none"> • Administer the exam as planned in 2021-2022.
Timeline for Improvement	<ul style="list-style-type: none"> • The next administrations are Summer 2021 and Spring 2022 (A. Dondanville, E. McKinney) • These data will be collected in spring 2022 (E. McKinney)

Description	Legislation Proposal					
Outcome	Through civic engagement, personal growth, and ethical reasoning, students will demonstrate responsible, global citizenship by upholding high professional standards.					
Program	ATRG			HLHP		
	Objectives Measured	Target	Sample	Objectives Measured	Target	Sample
	PG4;SLO3;M7 QEP3	77% >4.0	HSCS5411	PG4;SLO3;M2 QEP3	77% >4.0	HSCS411
Results	Percent on Target No data (no students enrolled)			Percent on Target No data (no students enrolled)		
	Average Scores No data (no students enrolled)			Average Scores No data (no students enrolled)		
Narrative	The first students will be enrolled in 2021-2022. ATRG: HLHP:					
Plan	<ul style="list-style-type: none">The first HLHP graduate student should complete these courses in Summer 2021.The first ATRG graduate student should complete these courses in Summer 2021.					
Timeline for Improvement	<ul style="list-style-type: none">Summer 2021 (A. Dondanville)					

Description	Capstone Reflection																																																																																	
Outcome	Through civic engagement, personal growth, and ethical reasoning, students will demonstrate responsible, global citizenship by upholding high professional standards.																																																																																	
Program	ATRG					HLHP																																																																												
	Objectives Measured		Target		Sample	Objectives Measured		Target		Sample																																																																								
	PG4;SLO3;M8 QEP5		80% >3.2		ATRG6420	PG3;SLO2;M8 QEP5		80% >3.2		HSCS5499																																																																								
Results	<div>Targets</div> <table><thead><tr><th></th><th>2021</th><th>2022</th><th>2023</th><th>2024</th></tr></thead><tbody><tr><td>Tartet</td><td>80</td><td>80</td><td>80</td><td>80</td></tr><tr><td>ATRG</td><td>-</td><td></td><td></td><td></td></tr><tr><td>HLHP</td><td>100</td><td></td><td></td><td></td></tr></tbody></table>						2021	2022	2023	2024	Tartet	80	80	80	80	ATRG	-				HLHP	100				<div>Final Reflection Targets</div> <table><thead><tr><th>Year</th><th>HLHP</th><th>Tartet</th></tr></thead><tbody><tr><td>2021</td><td>100</td><td>80</td></tr><tr><td>2022</td><td></td><td>80</td></tr><tr><td>2023</td><td></td><td>80</td></tr><tr><td>2024</td><td></td><td>80</td></tr></tbody></table>					Year	HLHP	Tartet	2021	100	80	2022		80	2023		80	2024		80																																					
	2021	2022	2023	2024																																																																														
Tartet	80	80	80	80																																																																														
ATRG	-																																																																																	
HLHP	100																																																																																	
Year	HLHP	Tartet																																																																																
2021	100	80																																																																																
2022		80																																																																																
2023		80																																																																																
2024		80																																																																																
	<div>Average Scores</div> <table><thead><tr><th></th><th>Target</th><th>2021</th><th>2022</th><th>2023</th><th>2024</th></tr></thead><tbody><tr><td>Connections to Discipline</td><td>3.2</td><td>4.00</td><td></td><td></td><td></td></tr><tr><td>Connections to Experience</td><td>3.2</td><td>4.00</td><td></td><td></td><td></td></tr><tr><td>Integrated Communication</td><td>3.2</td><td>4.00</td><td></td><td></td><td></td></tr><tr><td>Reflection and Self-Assessment</td><td>3.2</td><td>4.00</td><td></td><td></td><td></td></tr><tr><td>Transfer</td><td>3.2</td><td>4.00</td><td></td><td></td><td></td></tr></tbody></table>						Target	2021	2022	2023	2024	Connections to Discipline	3.2	4.00				Connections to Experience	3.2	4.00				Integrated Communication	3.2	4.00				Reflection and Self-Assessment	3.2	4.00				Transfer	3.2	4.00				<div>Final Reflection Content Scores</div> <table><thead><tr><th>Category</th><th>2021</th><th>2022</th><th>2023</th><th>2024</th><th>Target</th></tr></thead><tbody><tr><td>Connections to Discipline</td><td>4.00</td><td></td><td></td><td></td><td>3.2</td></tr><tr><td>Connections to Experience</td><td>4.00</td><td></td><td></td><td></td><td>3.2</td></tr><tr><td>Integrated Communication</td><td>4.00</td><td></td><td></td><td></td><td>3.2</td></tr><tr><td>Reflection and Self-Assessment</td><td>4.00</td><td></td><td></td><td></td><td>3.2</td></tr><tr><td>Transfer</td><td>4.00</td><td></td><td></td><td></td><td>3.2</td></tr></tbody></table>					Category	2021	2022	2023	2024	Target	Connections to Discipline	4.00				3.2	Connections to Experience	4.00				3.2	Integrated Communication	4.00				3.2	Reflection and Self-Assessment	4.00				3.2	Transfer	4.00				3.2
	Target	2021	2022	2023	2024																																																																													
Connections to Discipline	3.2	4.00																																																																																
Connections to Experience	3.2	4.00																																																																																
Integrated Communication	3.2	4.00																																																																																
Reflection and Self-Assessment	3.2	4.00																																																																																
Transfer	3.2	4.00																																																																																
Category	2021	2022	2023	2024	Target																																																																													
Connections to Discipline	4.00				3.2																																																																													
Connections to Experience	4.00				3.2																																																																													
Integrated Communication	4.00				3.2																																																																													
Reflection and Self-Assessment	4.00				3.2																																																																													
Transfer	4.00				3.2																																																																													
Narrative	This is the first year of data collection for graduate students. This target was met at 100% (3/3) for the students enrolled in the HLHP program. The internship experience factored heavily in their reflections as being important to making the connections between the classroom and “real life”. There were no ATRG students enrolled this year.																																																																																	

	<p>ATRG: no data</p> <p>HLHP: 3/3</p>
Plan	<ul style="list-style-type: none"> • Administer the assessment in the same format next year. The first ATRG graduate student should complete their capstone project in Spring 2022.
Timeline for Improvement	<ul style="list-style-type: none"> • Spring 2022 (all faculty)

Description	Resume Development																																																																																													
Outcome	Through civic engagement, personal growth, and ethical reasoning, students will demonstrate responsible, global citizenship by upholding high professional standards.																																																																																													
Program	ATRG					HLHP																																																																																								
	Objectives Measured		Target		Sample	Objectives Measured		Target		Sample																																																																																				
	PG4;SLO3;M9		75% of B >4.0 77% of C >4.0 80% of D >4.0		ATRG5201, ATRG5221, ATRG6321, ATRG6402	PG4;SLO3;M3		77% > 4.0		ATRG6402																																																																																				
Results	<div>Percent on Target</div> <table><thead><tr><th></th><th>Target</th><th>2019-2020</th><th>2020-2021</th><th>2021-2022</th><th>2022-2023</th></tr></thead><tbody><tr><td>ATRG B</td><td>75</td><td>-</td><td>75</td><td></td><td></td></tr><tr><td>ATRG C</td><td>77</td><td>-</td><td>67</td><td></td><td></td></tr><tr><td>ATRG D</td><td>80</td><td>100</td><td>-</td><td></td><td></td></tr><tr><td>HLHP</td><td>80</td><td>-</td><td>100</td><td></td><td></td></tr></tbody></table> <div>*2019-2020 Data represent final undergraduate cohort</div>						Target	2019-2020	2020-2021	2021-2022	2022-2023	ATRG B	75	-	75			ATRG C	77	-	67			ATRG D	80	100	-			HLHP	80	-	100			<div>Resume Cohort Targets</div> <table><thead><tr><th>Category</th><th>2019-2020</th><th>2020-2021</th><th>2021-2022</th><th>2022-2023</th><th>Target</th></tr></thead><tbody><tr><td>ATRG B</td><td>0</td><td>75</td><td>75</td><td>75</td><td>75</td></tr><tr><td>ATRG C</td><td>0</td><td>67</td><td>77</td><td>77</td><td>77</td></tr><tr><td>ATRG D</td><td>100</td><td>100</td><td>100</td><td>100</td><td>80</td></tr><tr><td>HLHP</td><td>100</td><td>100</td><td>100</td><td>100</td><td>80</td></tr></tbody></table>					Category	2019-2020	2020-2021	2021-2022	2022-2023	Target	ATRG B	0	75	75	75	75	ATRG C	0	67	77	77	77	ATRG D	100	100	100	100	80	HLHP	100	100	100	100	80																								
	Target	2019-2020	2020-2021	2021-2022	2022-2023																																																																																									
ATRG B	75	-	75																																																																																											
ATRG C	77	-	67																																																																																											
ATRG D	80	100	-																																																																																											
HLHP	80	-	100																																																																																											
Category	2019-2020	2020-2021	2021-2022	2022-2023	Target																																																																																									
ATRG B	0	75	75	75	75																																																																																									
ATRG C	0	67	77	77	77																																																																																									
ATRG D	100	100	100	100	80																																																																																									
HLHP	100	100	100	100	80																																																																																									
	<div>Average Scores</div> <table><thead><tr><th></th><th>Target</th><th>2019-2020</th><th>2020-2021</th><th>2021-2022</th><th>2022-2023</th></tr></thead><tbody><tr><td>Overall Appearance/Style</td><td>4</td><td>5.00</td><td>4.08</td><td></td><td></td></tr><tr><td>Category Selection</td><td>4</td><td>4.38</td><td>4.79</td><td></td><td></td></tr><tr><td>Experience</td><td>4</td><td>4.38</td><td>4.02</td><td></td><td></td></tr><tr><td>Education</td><td>4</td><td>5.00</td><td>4.52</td><td></td><td></td></tr><tr><td>Typos/Spelling Errors</td><td>4</td><td>5.00</td><td>4.70</td><td></td><td></td></tr><tr><td>Additional Sections: Ex. Skills/Activities</td><td>4</td><td>5.00</td><td>4.20</td><td></td><td></td></tr></tbody></table> <div>*2019-2020 Data represent final undergraduate cohort</div>						Target	2019-2020	2020-2021	2021-2022	2022-2023	Overall Appearance/Style	4	5.00	4.08			Category Selection	4	4.38	4.79			Experience	4	4.38	4.02			Education	4	5.00	4.52			Typos/Spelling Errors	4	5.00	4.70			Additional Sections: Ex. Skills/Activities	4	5.00	4.20			<div>Resume Scores</div> <table><thead><tr><th>Category</th><th>2019-2020</th><th>2020-2021</th><th>2021-2022</th><th>2022-2023</th><th>Target</th></tr></thead><tbody><tr><td>Overall Appearance/Style</td><td>5.00</td><td>4.08</td><td>4.08</td><td>4.08</td><td>4.0</td></tr><tr><td>Category Selection</td><td>4.38</td><td>4.79</td><td>4.79</td><td>4.79</td><td>4.0</td></tr><tr><td>Experience</td><td>4.38</td><td>4.02</td><td>4.02</td><td>4.02</td><td>4.0</td></tr><tr><td>Education</td><td>5.00</td><td>4.52</td><td>4.52</td><td>4.52</td><td>4.0</td></tr><tr><td>Typos/Spelling Errors</td><td>5.00</td><td>4.70</td><td>4.70</td><td>4.70</td><td>4.0</td></tr><tr><td>Additional Sections: Ex. Skills/Activities</td><td>5.00</td><td>4.20</td><td>4.20</td><td>4.20</td><td>4.0</td></tr></tbody></table>					Category	2019-2020	2020-2021	2021-2022	2022-2023	Target	Overall Appearance/Style	5.00	4.08	4.08	4.08	4.0	Category Selection	4.38	4.79	4.79	4.79	4.0	Experience	4.38	4.02	4.02	4.02	4.0	Education	5.00	4.52	4.52	4.52	4.0	Typos/Spelling Errors	5.00	4.70	4.70	4.70	4.0	Additional Sections: Ex. Skills/Activities	5.00	4.20	4.20	4.20	4.0
	Target	2019-2020	2020-2021	2021-2022	2022-2023																																																																																									
Overall Appearance/Style	4	5.00	4.08																																																																																											
Category Selection	4	4.38	4.79																																																																																											
Experience	4	4.38	4.02																																																																																											
Education	4	5.00	4.52																																																																																											
Typos/Spelling Errors	4	5.00	4.70																																																																																											
Additional Sections: Ex. Skills/Activities	4	5.00	4.20																																																																																											
Category	2019-2020	2020-2021	2021-2022	2022-2023	Target																																																																																									
Overall Appearance/Style	5.00	4.08	4.08	4.08	4.0																																																																																									
Category Selection	4.38	4.79	4.79	4.79	4.0																																																																																									
Experience	4.38	4.02	4.02	4.02	4.0																																																																																									
Education	5.00	4.52	4.52	4.52	4.0																																																																																									
Typos/Spelling Errors	5.00	4.70	4.70	4.70	4.0																																																																																									
Additional Sections: Ex. Skills/Activities	5.00	4.20	4.20	4.20	4.0																																																																																									
Narrative	In the fall of 2020 all of the HLHP (3/3) and ATRG students(4/4) met the target. The lower scores in “category selection” and “experience” resulted from inaccurate terminology and ineffective descriptions of experiences. Formatting errors were minor and may have been the result of transition of creation platform (Mac to PC).																																																																																													

	<p>In the spring of 2021 only 67% of the ATRG students met the target of a 4.0 or greater on the rubric (2/3). All three students lacked a professional product and overall, there were formatting issues with each resume. The students also lacked details and accurate names for internships or clinical sites.</p> <p>ATRG: 5/7 (submissions fall and spring) HLHP: 3/3</p>
Plan	<ul style="list-style-type: none"> • Use the tool to assess all graduate students in ATRG6402 in Fall 2021, and all ATRG graduate students in ATRG5201 and ATRG5221.
Timeline for Improvement	<ul style="list-style-type: none"> • This assessment will be assigned again in the fall and spring of 2021-2022 for the ATRG graduate students with more instruction and discussion before submission of the assignment.

Description	Personal Development Plan																																						
Outcome	Through civic engagement, personal growth, and ethical reasoning, students will demonstrate responsible, global citizenship by upholding high professional standards.																																						
Program	ATRG			HLHP																																			
	Objectives Measured	Target	Sample	Objectives Measured	Target	Sample																																	
	PG4;SLO3;M10	77% of level C >4.0 80% of level D >4.0	ATRG6420																																				
Results	<table><tr><th colspan="6">Percent on Target</th></tr><tr><th></th><th>Target</th><th>2021</th><th>2022</th><th>2023</th><th>2024</th></tr><tr><td>ATRG5221</td><td>77</td><td>100</td><td></td><td></td><td></td></tr><tr><td>ATRG6420</td><td>80</td><td></td><td></td><td></td><td></td></tr></table>			Percent on Target							Target	2021	2022	2023	2024	ATRG5221	77	100				ATRG6420	80					<div>Professional Development Plan Targets</div> <table><caption>Professional Development Plan Targets Data</caption><tr><th>Category</th><th>2021</th><th>Target</th></tr><tr><td>ATRG5221</td><td>100</td><td>77</td></tr><tr><td>ATRG6420</td><td>80</td><td>80</td></tr></table>			Category	2021	Target	ATRG5221	100	77	ATRG6420	80	80
Percent on Target																																							
	Target	2021	2022	2023	2024																																		
ATRG5221	77	100																																					
ATRG6420	80																																						
Category	2021	Target																																					
ATRG5221	100	77																																					
ATRG6420	80	80																																					

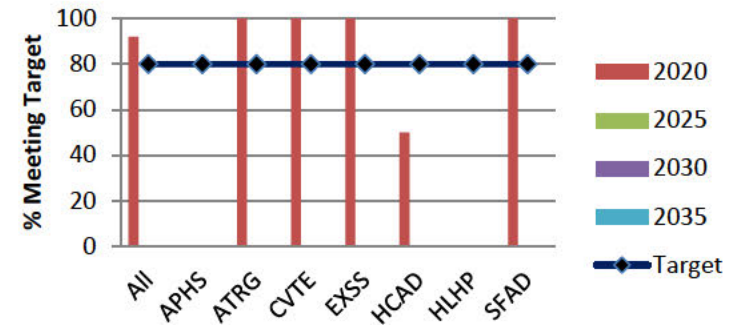
	<div>Average Scores</div> <table><tr><th></th><th>Target</th><th>2021</th><th>2022</th><th>2023</th><th>2024</th></tr><tr><td>Continuing Education Opportunities</td><td>4</td><td>3.67</td><td></td><td></td><td></td></tr><tr><td>Degrees, licenses, certifications</td><td>4</td><td>5.00</td><td></td><td></td><td></td></tr><tr><td>Narrative</td><td>4</td><td>5.00</td><td></td><td></td><td></td></tr><tr><td>Reflection on Areas for Improvement</td><td>4</td><td>4.33</td><td></td><td></td><td></td></tr><tr><td>Reflection on Strengths</td><td>4</td><td>5.00</td><td></td><td></td><td></td></tr></table>		Target	2021	2022	2023	2024	Continuing Education Opportunities	4	3.67				Degrees, licenses, certifications	4	5.00				Narrative	4	5.00				Reflection on Areas for Improvement	4	4.33				Reflection on Strengths	4	5.00				<div>Professional Development Plan Scores</div> <table><caption>Professional Development Plan Scores Data</caption><thead><tr><th>Category</th><th>2021 Score</th><th>Target</th></tr></thead><tbody><tr><td>Continuing Education Opportunities</td><td>3.67</td><td>4.00</td></tr><tr><td>Degrees, licenses, certifications</td><td>5.00</td><td>4.00</td></tr><tr><td>Narrative</td><td>5.00</td><td>4.00</td></tr><tr><td>Reflection on Areas for Improvement</td><td>4.33</td><td>4.00</td></tr><tr><td>Reflection on Strengths</td><td>5.00</td><td>4.00</td></tr></tbody></table>	Category	2021 Score	Target	Continuing Education Opportunities	3.67	4.00	Degrees, licenses, certifications	5.00	4.00	Narrative	5.00	4.00	Reflection on Areas for Improvement	4.33	4.00	Reflection on Strengths	5.00	4.00
	Target	2021	2022	2023	2024																																																			
Continuing Education Opportunities	4	3.67																																																						
Degrees, licenses, certifications	4	5.00																																																						
Narrative	4	5.00																																																						
Reflection on Areas for Improvement	4	4.33																																																						
Reflection on Strengths	4	5.00																																																						
Category	2021 Score	Target																																																						
Continuing Education Opportunities	3.67	4.00																																																						
Degrees, licenses, certifications	5.00	4.00																																																						
Narrative	5.00	4.00																																																						
Reflection on Areas for Improvement	4.33	4.00																																																						
Reflection on Strengths	5.00	4.00																																																						
Narrative	<p>ATRG5221: This goal was met with 100% of the students meeting the target (3/3). The lowest rubric area was continuing education opportunities. Two of the three students lacked details when addressing the CEU opportunities they would participate in to meet their career goals.</p> <p>ATRG6420: There were no students enrolled in ATRG6420 in 2020-2021.</p>																																																							
Plan	<ul style="list-style-type: none">This project will be assigned again in the same format in spring 2022 with more emphasis being placed on including all components of the assignment including CEU opportunities.																																																							
Timeline for Improvement	<ul style="list-style-type: none">These data will be collected in spring 2022 (E. McKinney, A. Dondanville)																																																							

Description	Alumni Survey																																																																																										
Outcome	Through civic engagement, personal growth, and ethical reasoning, students will demonstrate responsible, global citizenship by upholding high professional standards.																																																																																										
Program	ATRG					HLHP																																																																																					
	Objectives Measured		Target		Sample	Objectives Measured		Target		Sample																																																																																	
	PG4;SLO3;M11		Attributes 80% >5.25 SLOs 80% > 4.8		Alumni every 5 years	PG4;SLO3;M1		Attributes 80% >5.25 SLOs 80% > 4.8		Alumni every 5 years																																																																																	
Results	<div>Attributes Percent on Target 2020-2021</div> <table><thead><tr><th></th><th>Target</th><th>2020</th><th>2025</th><th>2030</th><th>2035</th></tr></thead><tbody><tr><td>All</td><td>80</td><td>94</td><td></td><td></td><td></td></tr><tr><td>APHS</td><td>80</td><td></td><td></td><td></td><td></td></tr><tr><td>ATRG</td><td>80</td><td>100</td><td></td><td></td><td></td></tr><tr><td>CVTE</td><td>80</td><td>100</td><td></td><td></td><td></td></tr><tr><td>EXSS</td><td>80</td><td>75</td><td></td><td></td><td></td></tr><tr><td>HCAD</td><td>80</td><td>100</td><td></td><td></td><td></td></tr><tr><td>HLHP</td><td>80</td><td></td><td></td><td></td><td></td></tr><tr><td>SFAD</td><td>80</td><td>100</td><td></td><td></td><td></td></tr></tbody></table>						Target	2020	2025	2030	2035	All	80	94				APHS	80					ATRG	80	100				CVTE	80	100				EXSS	80	75				HCAD	80	100				HLHP	80					SFAD	80	100				<div>Alumni Survey Attribute Targets</div> <table><thead><tr><th>Attribute</th><th>2020</th><th>Target</th></tr></thead><tbody><tr><td>All</td><td>94</td><td>80</td></tr><tr><td>APHS</td><td></td><td>80</td></tr><tr><td>ATRG</td><td>100</td><td>80</td></tr><tr><td>CVTE</td><td>100</td><td>80</td></tr><tr><td>EXSS</td><td>75</td><td>80</td></tr><tr><td>HCAD</td><td>100</td><td>80</td></tr><tr><td>HLHP</td><td></td><td>80</td></tr><tr><td>SFAD</td><td>100</td><td>80</td></tr></tbody></table>					Attribute	2020	Target	All	94	80	APHS		80	ATRG	100	80	CVTE	100	80	EXSS	75	80	HCAD	100	80	HLHP		80	SFAD	100	80
		Target	2020	2025	2030	2035																																																																																					
All	80	94																																																																																									
APHS	80																																																																																										
ATRG	80	100																																																																																									
CVTE	80	100																																																																																									
EXSS	80	75																																																																																									
HCAD	80	100																																																																																									
HLHP	80																																																																																										
SFAD	80	100																																																																																									
Attribute	2020	Target																																																																																									
All	94	80																																																																																									
APHS		80																																																																																									
ATRG	100	80																																																																																									
CVTE	100	80																																																																																									
EXSS	75	80																																																																																									
HCAD	100	80																																																																																									
HLHP		80																																																																																									
SFAD	100	80																																																																																									
	<div>Attribute Average Scores 2020-2021</div> <table><thead><tr><th></th><th>Target</th><th>2020</th><th>2025</th><th>2030</th><th>2035</th></tr></thead><tbody><tr><td>My major adequately prepared me for my current professional position.</td><td>5.25</td><td>5.72</td><td></td><td></td><td></td></tr><tr><td>My major adequately prepared me to take credentialing exams (athletic training and cardiovascular tech).</td><td>5.25</td><td>5.60</td><td></td><td></td><td></td></tr><tr><td>The academic courses at Piedmont were diverse and provided a well-rounded educational experience.</td><td>5.25</td><td>5.91</td><td></td><td></td><td></td></tr><tr><td>The clinical and/or internship experiences helped me decide which aspect of my major program I wished to pursue as a career.</td><td>5.25</td><td>5.88</td><td></td><td></td><td></td></tr><tr><td>The Piedmont faculty understood current professional trends and areas of interest.</td><td>5.25</td><td>5.63</td><td></td><td></td><td></td></tr><tr><td>Average</td><td>5.25</td><td>5.76</td><td></td><td></td><td></td></tr></tbody></table>						Target	2020	2025	2030	2035	My major adequately prepared me for my current professional position.	5.25	5.72				My major adequately prepared me to take credentialing exams (athletic training and cardiovascular tech).	5.25	5.60				The academic courses at Piedmont were diverse and provided a well-rounded educational experience.	5.25	5.91				The clinical and/or internship experiences helped me decide which aspect of my major program I wished to pursue as a career.	5.25	5.88				The Piedmont faculty understood current professional trends and areas of interest.	5.25	5.63				Average	5.25	5.76				<div>Alumni Survey Attribute Averages</div> <table><thead><tr><th>Attribute</th><th>2020</th><th>Target</th></tr></thead><tbody><tr><td>My major adequately prepared me for my current professional position.</td><td>5.72</td><td>5.25</td></tr><tr><td>My major adequately prepared me to take credentialing exams (athletic training and cardiovascular tech).</td><td>5.60</td><td>5.25</td></tr><tr><td>The academic courses at Piedmont were diverse and provided a well-rounded educational experience.</td><td>5.91</td><td>5.25</td></tr><tr><td>The clinical and/or internship experiences helped me decide which aspect of my major program I wished to pursue as a career.</td><td>5.88</td><td>5.25</td></tr><tr><td>The Piedmont faculty understood current professional trends and areas of interest.</td><td>5.63</td><td>5.25</td></tr><tr><td>Average</td><td>5.76</td><td>5.25</td></tr></tbody></table>					Attribute	2020	Target	My major adequately prepared me for my current professional position.	5.72	5.25	My major adequately prepared me to take credentialing exams (athletic training and cardiovascular tech).	5.60	5.25	The academic courses at Piedmont were diverse and provided a well-rounded educational experience.	5.91	5.25	The clinical and/or internship experiences helped me decide which aspect of my major program I wished to pursue as a career.	5.88	5.25	The Piedmont faculty understood current professional trends and areas of interest.	5.63	5.25	Average	5.76	5.25																		
		Target	2020	2025	2030	2035																																																																																					
My major adequately prepared me for my current professional position.	5.25	5.72																																																																																									
My major adequately prepared me to take credentialing exams (athletic training and cardiovascular tech).	5.25	5.60																																																																																									
The academic courses at Piedmont were diverse and provided a well-rounded educational experience.	5.25	5.91																																																																																									
The clinical and/or internship experiences helped me decide which aspect of my major program I wished to pursue as a career.	5.25	5.88																																																																																									
The Piedmont faculty understood current professional trends and areas of interest.	5.25	5.63																																																																																									
Average	5.25	5.76																																																																																									
Attribute	2020	Target																																																																																									
My major adequately prepared me for my current professional position.	5.72	5.25																																																																																									
My major adequately prepared me to take credentialing exams (athletic training and cardiovascular tech).	5.60	5.25																																																																																									
The academic courses at Piedmont were diverse and provided a well-rounded educational experience.	5.91	5.25																																																																																									
The clinical and/or internship experiences helped me decide which aspect of my major program I wished to pursue as a career.	5.88	5.25																																																																																									
The Piedmont faculty understood current professional trends and areas of interest.	5.63	5.25																																																																																									
Average	5.76	5.25																																																																																									

SLO Percent on Target 2020-2021

	Target	2020	2025	2030	2035
All	80	92			
APHS	80				
ATRG	80	100			
CVTE	80	100			
EXSS	80	100			
HCAD	80	50			
HLHP	80				
SFAD	80	100			

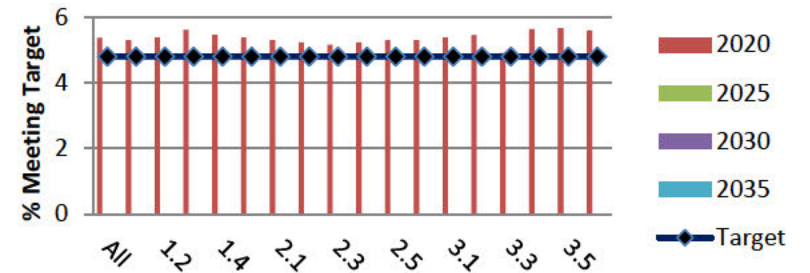
Alumni Survey SLO Targets



SLO Average Scores 2020-2021

	Target	2020	2025	2030	2035
All	4.8	5.37			
1.1	4.8	5.31			
1.2	4.8	5.38			
1.3	4.8	5.62			
1.4	4.8	5.46			
1.5	4.8	5.38			
2.1	4.8	5.31			
2.2	4.8	5.23			
2.3	4.8	5.15			
2.4	4.8	5.23			
2.5	4.8	5.31			
2.6	4.8	5.31			
3.1	4.8	5.38			
3.2	4.8	5.45			
3.3	4.8	4.91			
3.4	4.8	5.64			
3.5	4.8	5.67			
3.6	4.8	5.60			

Alumni Survey Attribute Targets

**Narrative**

This target was met as 100% of undergraduate program alumni (4/4) rated program attributes >5.25 and all SLOs averaged >4.8. This is the first time the alumni survey has been administered, and includes only data from the undergraduate program. The first graduate students will finish the program in 2022.

ATRG: 4/4 (undergraduate alumni)

HLHP: no data

Plan	<ul style="list-style-type: none">• The survey will be next administered in 2025.
Timeline for Improvement	<ul style="list-style-type: none">• Fall 2025 (A. Dondanville)

Description	CEC Site Evals																																																												
Outcome	Through civic engagement, personal growth, and ethical reasoning, students will demonstrate responsible, global citizenship by upholding high professional standards.																																																												
Program	ATRG			HLHP																																																									
	Objectives Measured	Target	Sample	Objectives Measured	Target	Sample																																																							
	PG4;SLO3;M12	100% of sites score >1.6	Alumni every 5 years																																																										
Results	<table><tr><td></td><td>2020-2021</td><td>2021-2022</td><td>2022-2023</td><td>2023-2024</td></tr><tr><td>Target</td><td>100</td><td>100</td><td>100</td><td>100</td></tr><tr><td>All</td><td>100</td><td></td><td></td><td></td></tr><tr><td>On-Campus</td><td>100</td><td></td><td></td><td></td></tr><tr><td>Off-Campus</td><td></td><td></td><td></td><td></td></tr><tr><td>Primary Care</td><td>100</td><td></td><td></td><td></td></tr></table>				2020-2021	2021-2022	2022-2023	2023-2024	Target	100	100	100	100	All	100				On-Campus	100				Off-Campus					Primary Care	100				<div><h3>CEC Site Evaluations Targets</h3><table><tr><th>Category</th><th>2020-2021</th><th>2021-2022</th><th>2022-2023</th><th>2023-2024</th></tr><tr><td>On-Campus</td><td>100</td><td></td><td></td><td></td></tr><tr><td>Off-Campus</td><td></td><td></td><td></td><td></td></tr><tr><td>Primary Care</td><td>100</td><td></td><td></td><td></td></tr><tr><td>All</td><td>100</td><td></td><td></td><td></td></tr></table></div>			Category	2020-2021	2021-2022	2022-2023	2023-2024	On-Campus	100				Off-Campus					Primary Care	100				All	100			
		2020-2021	2021-2022	2022-2023	2023-2024																																																								
Target	100	100	100	100																																																									
All	100																																																												
On-Campus	100																																																												
Off-Campus																																																													
Primary Care	100																																																												
Category	2020-2021	2021-2022	2022-2023	2023-2024																																																									
On-Campus	100																																																												
Off-Campus																																																													
Primary Care	100																																																												
All	100																																																												
	<table><tr><td></td><td>2020-2021</td><td>2021-2022</td><td>2022-2023</td><td>2023-2024</td></tr><tr><td>Target</td><td>1.60</td><td>1.60</td><td>1.60</td><td>1.60</td></tr><tr><td>Gracegate</td><td></td><td></td><td></td><td></td></tr><tr><td>Habersham Co EMS</td><td>1.85</td><td></td><td></td><td></td></tr><tr><td>Piedmont College</td><td>2.00</td><td></td><td></td><td></td></tr></table>				2020-2021	2021-2022	2022-2023	2023-2024	Target	1.60	1.60	1.60	1.60	Gracegate					Habersham Co EMS	1.85				Piedmont College	2.00				<div><h3>CEC Site Evaluations Average Score</h3><table><tr><th>Category</th><th>2020-2021</th><th>2021-2022</th><th>2022-2023</th><th>2023-2024</th></tr><tr><td>Gracegate</td><td></td><td></td><td></td><td></td></tr><tr><td>Habersham Co EMS</td><td>1.85</td><td></td><td></td><td></td></tr><tr><td>Piedmont College</td><td>2.00</td><td></td><td></td><td></td></tr></table></div>			Category	2020-2021	2021-2022	2022-2023	2023-2024	Gracegate					Habersham Co EMS	1.85				Piedmont College	2.00													
	2020-2021	2021-2022	2022-2023	2023-2024																																																									
Target	1.60	1.60	1.60	1.60																																																									
Gracegate																																																													
Habersham Co EMS	1.85																																																												
Piedmont College	2.00																																																												
Category	2020-2021	2021-2022	2022-2023	2023-2024																																																									
Gracegate																																																													
Habersham Co EMS	1.85																																																												
Piedmont College	2.00																																																												

	<table><caption>Site Demographics (Average Number Present)</caption><tr><td></td><td>2020-2021</td><td>2021-2022</td><td>2022-2023</td><td>2023-2024</td></tr><tr><td>Preceptors</td><td>3.5</td><td></td><td></td><td></td></tr><tr><td>Students</td><td>2.33</td><td></td><td></td><td></td></tr><tr><td>Patients</td><td>1.83</td><td></td><td></td><td></td></tr></table> <div><h3>Site Demographics</h3><table><caption>Site Demographics Data</caption><thead><tr><th>Category</th><th>2020-2021</th><th>2021-2022</th><th>2022-2023</th><th>2023-2024</th></tr></thead><tbody><tr><td>Preceptors</td><td>3.5</td><td>0</td><td>0</td><td>0</td></tr><tr><td>Students</td><td>2.33</td><td>0</td><td>0</td><td>0</td></tr><tr><td>Patients</td><td>1.83</td><td>0</td><td>0</td><td>0</td></tr></tbody></table></div>		2020-2021	2021-2022	2022-2023	2023-2024	Preceptors	3.5				Students	2.33				Patients	1.83				Category	2020-2021	2021-2022	2022-2023	2023-2024	Preceptors	3.5	0	0	0	Students	2.33	0	0	0	Patients	1.83	0	0	0	
	2020-2021	2021-2022	2022-2023	2023-2024																																						
Preceptors	3.5																																									
Students	2.33																																									
Patients	1.83																																									
Category	2020-2021	2021-2022	2022-2023	2023-2024																																						
Preceptors	3.5	0	0	0																																						
Students	2.33	0	0	0																																						
Patients	1.83	0	0	0																																						
Narrative	This target was met as 100% of CEC site evaluations scored >1.6 (6/6). However, one site (EMS) was only assessed twice for the year (versus twice per semester) and Grace Gate was not assessed at all. The average score for Piedmont College was 2.0 and for EMS 1.85. With COVID restrictions in place, students were only allowed to go to these two sites and to Grace Gate in 2020-2021. And while not part of the assessment target, we are also tracking stie demographics at the time of evaluation to ensure preceptor to student ratios are met. ATRG: 6/6																																									
Plan	<ul style="list-style-type: none">Collect data again next year, and ensure that all sites are visited twice per semester.																																									
Timeline for Improvement	<ul style="list-style-type: none">Fall 2021 (E. McKinney)																																									

Description	Capstone Project Paper																																																																																																										
Outcome	Through civic engagement, personal growth, and ethical reasoning, students will demonstrate responsible, global citizenship by upholding high professional standards.																																																																																																										
Program	ATRG						HLHP																																																																																																				
	Objectives Measured		Target		Sample		Objectives Measured		Target		Sample																																																																																																
	PG4;SLO3;M13 QEP5,6		80% >4.0		ATRG6420		PG2;SLO1;M6 QEP5,6		80% >4.0		HSCS5499																																																																																																
Results	<div>Percent on Target</div> <table><thead><tr><th></th><th>Target</th><th>2021</th><th>2022</th><th>2023</th><th>2024</th></tr></thead><tbody><tr><td>All</td><td>80</td><td>100</td><td></td><td></td><td></td></tr><tr><td>HLHP</td><td>80</td><td>100</td><td></td><td></td><td></td></tr><tr><td>ATRG</td><td>80</td><td></td><td></td><td></td><td></td></tr></tbody></table>							Target	2021	2022	2023	2024	All	80	100				HLHP	80	100				ATRG	80					<div>Percent on Target</div> <div>Capstone Paper Targets</div> <table><thead><tr><th>Group</th><th>2021</th><th>2022</th><th>2023</th><th>2024</th><th>Target</th></tr></thead><tbody><tr><td>All</td><td>100%</td><td></td><td></td><td></td><td>80%</td></tr><tr><td>HLHP</td><td>100%</td><td></td><td></td><td></td><td>80%</td></tr><tr><td>ATRG</td><td></td><td></td><td></td><td></td><td>80%</td></tr></tbody></table>					Group	2021	2022	2023	2024	Target	All	100%				80%	HLHP	100%				80%	ATRG					80%																																																
	Target	2021	2022	2023	2024																																																																																																						
All	80	100																																																																																																									
HLHP	80	100																																																																																																									
ATRG	80																																																																																																										
Group	2021	2022	2023	2024	Target																																																																																																						
All	100%				80%																																																																																																						
HLHP	100%				80%																																																																																																						
ATRG					80%																																																																																																						
	<div>Average Scores</div> <table><thead><tr><th></th><th>Target</th><th>2021</th><th>2022</th><th>2023</th><th>2024</th></tr></thead><tbody><tr><td>General Style and Organization</td><td>4</td><td>5.00</td><td></td><td></td><td></td></tr><tr><td>Grammar and Word Choice</td><td>4</td><td>5.00</td><td></td><td></td><td></td></tr><tr><td>Introduction</td><td>4</td><td>5.00</td><td></td><td></td><td></td></tr><tr><td>Methods/Project Description</td><td>4</td><td>4.00</td><td></td><td></td><td></td></tr><tr><td>References & In-Text Citations</td><td>4</td><td>5.00</td><td></td><td></td><td></td></tr><tr><td>Discussion & Recommendations</td><td>4</td><td>3.00</td><td></td><td></td><td></td></tr><tr><td>Use of Evidence</td><td>4</td><td>5.00</td><td></td><td></td><td></td></tr></tbody></table>							Target	2021	2022	2023	2024	General Style and Organization	4	5.00				Grammar and Word Choice	4	5.00				Introduction	4	5.00				Methods/Project Description	4	4.00				References & In-Text Citations	4	5.00				Discussion & Recommendations	4	3.00				Use of Evidence	4	5.00				<div>Average Scores</div> <div>Capstone Paper Section Scores</div> <table><thead><tr><th>Section</th><th>2021</th><th>2022</th><th>2023</th><th>2024</th><th>Target</th></tr></thead><tbody><tr><td>General Style and Organization</td><td>5.00</td><td></td><td></td><td></td><td>4.00</td></tr><tr><td>Grammar and Word Choice</td><td>5.00</td><td></td><td></td><td></td><td>4.00</td></tr><tr><td>Introduction</td><td>5.00</td><td></td><td></td><td></td><td>4.00</td></tr><tr><td>Methods/Project Description</td><td>4.00</td><td></td><td></td><td></td><td>4.00</td></tr><tr><td>References & In-Text Citations</td><td>5.00</td><td></td><td></td><td></td><td>4.00</td></tr><tr><td>Discussion & Recommendations</td><td>3.00</td><td></td><td></td><td></td><td>4.00</td></tr><tr><td>Use of Evidence</td><td>5.00</td><td></td><td></td><td></td><td>4.00</td></tr></tbody></table>					Section	2021	2022	2023	2024	Target	General Style and Organization	5.00				4.00	Grammar and Word Choice	5.00				4.00	Introduction	5.00				4.00	Methods/Project Description	4.00				4.00	References & In-Text Citations	5.00				4.00	Discussion & Recommendations	3.00				4.00	Use of Evidence	5.00				4.00
	Target	2021	2022	2023	2024																																																																																																						
General Style and Organization	4	5.00																																																																																																									
Grammar and Word Choice	4	5.00																																																																																																									
Introduction	4	5.00																																																																																																									
Methods/Project Description	4	4.00																																																																																																									
References & In-Text Citations	4	5.00																																																																																																									
Discussion & Recommendations	4	3.00																																																																																																									
Use of Evidence	4	5.00																																																																																																									
Section	2021	2022	2023	2024	Target																																																																																																						
General Style and Organization	5.00				4.00																																																																																																						
Grammar and Word Choice	5.00				4.00																																																																																																						
Introduction	5.00				4.00																																																																																																						
Methods/Project Description	4.00				4.00																																																																																																						
References & In-Text Citations	5.00				4.00																																																																																																						
Discussion & Recommendations	3.00				4.00																																																																																																						
Use of Evidence	5.00				4.00																																																																																																						
Narrative	The overall paper target was met (3/3) in this first year of data collection. However, one student did poorly on one section (discussion and recommendation), and due to the small sample size, brought the average section score down to below target. Since this is the first year of data collection																																																																																																										

	<p>for this assignment, it's possible that this individual student may not have understood the assignment expectation for that section or was unable to meet it. There were no ATRG students enrolled.</p> <p>ATRG: no data HLHP: 3/3</p>
Plan	<ul style="list-style-type: none"> Continue the assessment as designed. The first ATRG student will complete it in Spring 2022.
Timeline for Improvement	<ul style="list-style-type: none"> Data will be collected in ATRG6420 (A. Dondanville) and HSCS5499 (A. Dondanville) in spring 2022.

Description	Capstone Project Presentation																																																									
Outcome	Through civic engagement, personal growth, and ethical reasoning, students will demonstrate responsible, global citizenship by upholding high professional standards.																																																									
Program	ATRG					HLHP																																																				
	Objectives Measured		Target		Sample	Objectives Measured		Target		Sample																																																
	PG4;SLO3;M13 QEP5,6		80% >4.0		ATRG6420	PG2;SLO1;M6 QEP5,6		80% >4.0		HSCS5499																																																
Results	<div>Percent on Target</div> <table><thead><tr><th></th><th>Target</th><th>2021</th><th>2022</th><th>2023</th><th>2024</th></tr></thead><tbody><tr><td>All Students</td><td>80</td><td>100</td><td></td><td></td><td></td></tr><tr><td>HLHP</td><td>80</td><td>100</td><td></td><td></td><td></td></tr><tr><td>ATRG</td><td>80</td><td></td><td></td><td></td><td></td></tr></tbody></table>						Target	2021	2022	2023	2024	All Students	80	100				HLHP	80	100				ATRG	80					<div>Percent on Target</div> <div>Capstone Presentation Targets</div> <table><thead><tr><th>Category</th><th>2021</th><th>2022</th><th>2023</th><th>2024</th><th>Target</th></tr></thead><tbody><tr><td>All Students</td><td>100</td><td>80</td><td>80</td><td>80</td><td>80</td></tr><tr><td>HLHP</td><td>100</td><td>80</td><td>80</td><td>80</td><td>80</td></tr><tr><td>ATRG</td><td></td><td>80</td><td>80</td><td>80</td><td>80</td></tr></tbody></table>					Category	2021	2022	2023	2024	Target	All Students	100	80	80	80	80	HLHP	100	80	80	80	80	ATRG		80	80	80	80
	Target	2021	2022	2023	2024																																																					
All Students	80	100																																																								
HLHP	80	100																																																								
ATRG	80																																																									
Category	2021	2022	2023	2024	Target																																																					
All Students	100	80	80	80	80																																																					
HLHP	100	80	80	80	80																																																					
ATRG		80	80	80	80																																																					
	Average Scores					Average Scores																																																				

	<table><tr><th></th><th>Target</th><th>2021</th><th>2022</th><th>2023</th><th>2024</th></tr><tr><td>Appearance</td><td>4</td><td>5.00</td><td></td><td></td><td></td></tr><tr><td>Delivery and eye contact</td><td>4</td><td>4.67</td><td></td><td></td><td></td></tr><tr><td>Methods/Project Description</td><td>4</td><td>5.00</td><td></td><td></td><td></td></tr><tr><td>Organization and visual aids</td><td>4</td><td>4.83</td><td></td><td></td><td></td></tr><tr><td>Discussion and recommendations</td><td>4</td><td>4.67</td><td></td><td></td><td></td></tr><tr><td>Use of evidence</td><td>4</td><td>5.00</td><td></td><td></td><td></td></tr></table>		Target	2021	2022	2023	2024	Appearance	4	5.00				Delivery and eye contact	4	4.67				Methods/Project Description	4	5.00				Organization and visual aids	4	4.83				Discussion and recommendations	4	4.67				Use of evidence	4	5.00				<div><h3>Capstone Presentation Section Scores</h3><p>The chart displays the percentage of presentations meeting the target for each section across four years. The target is consistently 4.00. In 2021, all sections met or exceeded the target. In 2022, 2023, and 2024, no data is shown for any section.</p><table><caption>Capstone Presentation Section Scores Data</caption><tr><th>Section</th><th>2021</th><th>2022</th><th>2023</th><th>2024</th><th>Target</th></tr><tr><td>Appearance</td><td>5.00</td><td></td><td></td><td></td><td>4.00</td></tr><tr><td>Delivery and eye contact</td><td>4.67</td><td></td><td></td><td></td><td>4.00</td></tr><tr><td>Methods/Project Description</td><td>5.00</td><td></td><td></td><td></td><td>4.00</td></tr><tr><td>Organization and visual aids</td><td>4.83</td><td></td><td></td><td></td><td>4.00</td></tr><tr><td>Discussion and recommendations</td><td>4.67</td><td></td><td></td><td></td><td>4.00</td></tr><tr><td>Use of evidence</td><td>5.00</td><td></td><td></td><td></td><td>4.00</td></tr></table></div>	Section	2021	2022	2023	2024	Target	Appearance	5.00				4.00	Delivery and eye contact	4.67				4.00	Methods/Project Description	5.00				4.00	Organization and visual aids	4.83				4.00	Discussion and recommendations	4.67				4.00	Use of evidence	5.00				4.00
	Target	2021	2022	2023	2024																																																																																	
Appearance	4	5.00																																																																																				
Delivery and eye contact	4	4.67																																																																																				
Methods/Project Description	4	5.00																																																																																				
Organization and visual aids	4	4.83																																																																																				
Discussion and recommendations	4	4.67																																																																																				
Use of evidence	4	5.00																																																																																				
Section	2021	2022	2023	2024	Target																																																																																	
Appearance	5.00				4.00																																																																																	
Delivery and eye contact	4.67				4.00																																																																																	
Methods/Project Description	5.00				4.00																																																																																	
Organization and visual aids	4.83				4.00																																																																																	
Discussion and recommendations	4.67				4.00																																																																																	
Use of evidence	5.00				4.00																																																																																	
Narrative	The overall presentation target was met (3/3) in this first year of data collection. All capstone presentations were graded by all HLSC faculty, with the mathematical average used for each rubric score. This is the first year that projects have been scored in this manner, and it may be a more nuanced representation of their actual ability (reduce bias in scoring). ATRG: no data HLHP: 3/3																																																																																					
Plan	<ul style="list-style-type: none">Continue the assessment as designed. The first ATRG student will complete it in Spring 2022.																																																																																					
Timeline for Improvement	<ul style="list-style-type: none">Data will be collected in ATRG6420 (A. Dondanville) and HSCS5499 (A. Dondanville) in spring 2022.																																																																																					

Description	Policies and Procedures Project					
Outcome	Through civic engagement, personal growth, and ethical reasoning, students will demonstrate responsible, global citizenship by upholding high professional standards.					
Program	ATRG			HLHP		
	Objectives Measured	Target	Sample	Objectives Measured	Target	Sample
	PG4;SLO3;M14	80% >4	ATRG6402	PG4;SLO3;M6	80% >4	ATRG6402
Results	Percent on Target No data (no students enrolled)			Percent on Target No data (no students enrolled)		
	Average Scores No data (no students enrolled)			Average Scores No data (no students enrolled)		
Narrative	This assessment was developed midyear; the first data will be collected in fall 2021. ATRG: no data HLHP: no data					
Plan	<ul style="list-style-type: none">n/a					
Timeline for Improvement	<ul style="list-style-type: none">Fall 2021 (M. McKinney)					

Description	Business Plan Project					
Outcome	Through civic engagement, personal growth, and ethical reasoning, students will demonstrate responsible, global citizenship by upholding high professional standards.					
Program	ATRG			HLHP		
	Objectives Measured	Target	Sample	Objectives Measured	Target	Sample
	PG4;SLO3;M15	80% >4	ATRG6321			
Results	Percent on Target No data (no students enrolled)			Percent on Target No data (no students enrolled)		
	Average Scores No data (no students enrolled)			Average Scores No data (no students enrolled)		
Narrative	This assessment was developed midyear; the first data will be collected in spring 2022. ATRG: no data HLHP: no data					
Plan	<ul style="list-style-type: none">n/a					
Timeline for Improvement	<ul style="list-style-type: none">Spring 2022 (E. McKinney)					

Description	Patient File Project					
Outcome	Through civic engagement, personal growth, and ethical reasoning, students will demonstrate responsible, global citizenship by upholding high professional standards.					
Program	ATRG			HLHP		
	Objectives Measured	Target	Sample	Objectives Measured	Target	Sample
	PG4;SLO3;M16	80% >4	ATRG6402	PG4;SLO3;M7	80% >4	ATRG6402
Results	Percent on Target No data (no students enrolled)			Percent on Target No data (no students enrolled)		
	Average Scores No data (no students enrolled)			Average Scores No data (no students enrolled)		
Narrative	This assessment was developed midyear; the first data will be collected in fall 2021. ATRG: no data HLHP: no data					
Plan	<ul style="list-style-type: none">n/a					
Timeline for Improvement	<ul style="list-style-type: none">Fall 2021 (M. McKinney)					